



| SERVICE | | PRP | ESP |
|-----------------------|---------|-------------------|-----|
| POWER | kVA | 812 | 910 |
| POWER | kW | 650 | 728 |
| RATED SPEED | r.p.m. | 1.500 | |
| MAIN VOLTAGE | V | 400/230 | |
| AVAILABLE VOLTAGES | V | 200/115 230 V (t) | |
| RATED AT POWER FACTOR | Cos Phi | 0,8 | |



INDUSTRIAL RANGE

HIMOINSA Company with quality certification ISO 9001

HIMOINSA gensets are compliant with EC mark which includes the following directives:

- 2006/42/CE Machinery safety.
- 2014/30/UE Electromagnetic compatibility.
- 2014/35/UE electrical equipment designed for use within certain voltage limits
- 2000/14/EC Sound Power level. Noise emissions outdoor equipment. (amended by 2005/88/EC)
- EN 12100, EN 13857, EN 60204

Ambient conditions of reference according to ISO 8528-1:2020 normative: 1000 mbar, 25°C, 30% relative humidity.

Prime Power (PRP):

According to ISO 8528-1:2020, Prime power is the maximum power which a generating set is capable of delivering continuously whilst supplying a variable electrical load when operated for an unlimited number of hours per year under the agreed operating conditions with the maintenance intervals and procedures being carried out as prescribed by the manufacturer. The permissible average power output (Ppp) over 24 h of operation shall not exceed 70 % of the PRP.

Emergency Standby Power (ESP):

According to ISO 8528-1:2020, Emergency standby power is the maximum power available during a variable electrical power sequence, under the stated operating conditions, for which a generating set is capable of delivering in the event of a utility power outage or under test conditions for up to 200 h of operation per year with the maintenance intervals and procedures being carried out as prescribed by the manufacturers. The permissible average power output over 24 h of operation shall not exceed 70 % of the ESP

Continuous Power (COP): According to Standard ISO 8528-1:2020, this is the maximum power available for continuous loads for unlimited running hours a year between the maintenance times recommended by the manufacturer under the environmental conditions established by the same.

G3 class load acceptance in accordance with ISO 8528-5:2020

HIMOINSA HEADQUARTERS:

Fábrica: Ctra. Murcia - San Javier, Km. 23,6 | 30730 SAN JAVIER (Murcia) Spain
Tel. +34 968 19 11 28 Fax +34 968 19 12 17 Fax +34 968 19 04 20 |
info@himoinsa.com | www.himoinsa.com

Manufacture facilities:

SPAIN • FRANCE • INDIA • CHINA • USA • BRAZIL • ARGENTINA

Subsidiaries:

PORTUGAL | POLAND | GERMANY | UK | SINGAPORE | UAE | PANAMA |
DOMINICAN REPUBLIC | ARGENTINA | ANGOLA | SOUTH AFRICA | MOROCCO



CONTAINER



20FT-HC



WATER-COOLED



THREE PHASE



50 HZ



DIESEL

Himoinsa has the right to modify any feature without prior notice.

Weights and dimensions based on standard products. Illustrations may include optional equipment.

Technical data described in this catalogue correspond to the available information at the moment of printing.

The illustrations and images are indicative and may not coincide in their entirety with the product.


Industrial design under patent.



Engine Specifications | 1.500 r.p.m.

| | | |
|-------------------------------------|-------------------------------|-----------|
| Rated Engine Output (PRP) | kW | 684 |
| Rated Engine Output (ESP) | kW | 769 |
| Manufacturer | HYUNDAI | |
| Model | DP222CB | |
| Engine Type | 4-stroke diesel | |
| Injection Type | Direct | |
| Aspiration Type | Turbocharged and after-cooled | |
| Number of cylinders and arrangement | 12-V | |
| Bore and Stroke | mm | 128 x 142 |
| Displacement | L | 21,927 |
| Cooling System | Coolant | |
| Lube Oil Specifications | 10W-40 (API CJ-4, CK-4) | |
| Compression Ratio | 14,6:1 | |

| | | |
|---|------|------------|
| Total oil capacity including tubes, filters | L | 78 |
| Total coolant capacity | L | 66 |
| Heat dissipated by coolant | kW | 350 |
| Governor | Type | Electrical |
| Air Filter | Type | Dry |


- 
- Oil temperature sensor
 - Low coolant level sensor
 - Exhaust gas compensator
 - Diesel engine
 - 4-stroke cycle
 - Water-cooled
 - 24V electrical system
 - Standard air filter
 - Standard fuel filter
 - Standard oil filter
 - Radiator with pusher fan
 - Radiator water level sensor
 - HTW sender
 - LOP sender
 - Hot parts protection
 - Moving parts protection



Generator Specifications | STAMFORD

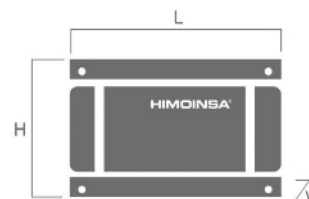
| | | |
|----------------------------|-------------|---|
| Manufacturer | STAMFORD | |
| Model | S6L1D.D4 | |
| Poles | No. | 4 |
| Connection type (standard) | Star-series | |
| Mounting type | S-0 18" | |
| Insulation | H class | |

| | |
|--------------------------------|--------------------------------|
| Enclosure (according IEC-34-5) | IP23 |
| Voltage regulator | A.V.R. (Electronic) |
| Bracket type | Single bearing |
| Coupling system | Flexible disc |
| Coating type | Standard (Vacuum impregnation) |

- 
- Self-excited and self-regulated
 - 4 poles
 - AVR governor
 - IP23 protection
 - H class insulation

WEIGHT AND DIMENSIONS

| Standard Version | | |
|--|----------------|-------|
| Length (L) | mm | 6060 |
| Height (H) | mm | 2896 |
| Width (W) | mm | 2440 |
| Maximum shipping volume | m ³ | 42,82 |
| Weight with liquids in radiator and sump | | Ask |
| Fuel tank capacity | L | 999 |
| Autonomy (70% PRP) | Hours | 8 |
| Autonomy (100% PRP) | Hours | 6 |



APPLICATION DATA

EXHAUST SYSTEM

| | | |
|---------------------------------|---------------------|-----|
| Maximum exhaust temperature | °C | 525 |
| Exhaust Gas Flow | m ³ /min | 136 |
| Maximum allowed back pressure | kPa | 5,9 |
| Heat dissipated by exhaust pipe | kW | 598 |

NECESSARY AMOUNT OF AIR

| | | |
|-------------------------|-------------------|------|
| Cooling Air Flow | m ³ /s | 21,1 |
| Alternator fan air flow | m ³ /s | 1,42 |

FUEL CONSUMPTION

| | | |
|---------------------------|-----|-------|
| Fuel Consumption ESP | l/h | 130 |
| Fuel Consumption 100% PRP | l/h | 168 |
| Fuel Consumption 70 % PRP | l/h | 120,2 |
| Fuel Consumption 50 % PRP | l/h | 93 |

FUEL SYSTEM

| | | |
|-------------------------|---|--------|
| Fuel Oil Specifications | | Diesel |
| Fuel Tank | L | 999 |

STARTING SYSTEM

| | | |
|---------------------|-----|--------|
| Starting power | kW | 7 |
| Starting power | CV | 9,52 |
| Recommended battery | Ah | 75 x 4 |
| Auxiliary Voltage | Vdc | 24 |



Control Panels

M5

Control panel with CEM8 Auto-Start controller, thermal-magnetic and earth leakage relay (according to voltage and frequency).
Digital control unit CEM 8

AS5

Automatic panel WITHOUT transfer switch and WITHOUT mains control with CEM8 unit. (*) AS5 as optional with CEA8 unit. Automatic panel without transfer switch and WITH mains control.
Digital control unit CEM8 CEA8

AS5 + CC2

Automatic panel WITH transfer switch and with mains control. The display will be on the genset and on the cabinet.
Digital control unit CEM8+CEC8

CC2

Himoinsa Switching cabinet WITH display.
Digital control unit CEC8