



SERVICE		PRP	ESP
POWER	kVA	902	970
POWER	kW	722	776
RATED SPEED	r.p.m.	1.500	
MAIN VOLTAGE	V	400/230	
AVAILABLE VOLTAGES	V	200/115 230 V (t)	
RATED AT POWER FACTOR	Cos Phi	0,8	



## INDUSTRIAL RANGE

HIMOINSA Company with quality certification ISO 9001

HIMOINSA gensets are compliant with EC mark which includes the following directives:

- 2006/42/CE Machinery safety.
- 2014/30/UE Electromagnetic compatibility.
- 2014/35/UE electrical equipment designed for use within certain voltage limits
- 2000/14/EC Sound Power level. Noise emissions outdoor equipment. (amended by 2005/88/EC)
- EN 12100, EN 13857, EN 60204

Ambient conditions of reference according to ISO 8528-1:2020 normative: 1000 mbar, 25°C, 30% relative humidity.

Prime Power (PRP):

According to ISO 8528-1:2020, Prime power is the maximum power which a generating set is capable of delivering continuously whilst supplying a variable electrical load when operated for an unlimited number of hours per year under the agreed operating conditions with the maintenance intervals and procedures being carried out as prescribed by the manufacturer. The permissible average power output (Ppp) over 24 h of operation shall not exceed 70 % of the PRP.

Emergency Standby Power (ESP):

According to ISO 8528-1:2020, Emergency standby power is the maximum power available during a variable electrical power sequence, under the stated operating conditions, for which a generating set is capable of delivering in the event of a utility power outage or under test conditions for up to 200 h of operation per year with the maintenance intervals and procedures being carried out as prescribed by the manufacturers. The permissible average power output over 24 h of operation shall not exceed 70 % of the ESP

Continuous Power (COP): According to Standard ISO 8528-1:2020, this is the maximum power available for continuous loads for unlimited running hours a year between the maintenance times recommended by the manufacturer under the environmental conditions established by the same.

G3 class load acceptance in accordance with ISO 8528-5:2020

HIMOINSA HEADQUARTERS:

Fábrica: Ctra. Murcia - San Javier, Km. 23,6 | 30730 SAN JAVIER (Murcia) Spain  
Tel.+34 968 19 11 28 Fax +34 968 19 12 17 Fax +34 968 19 04 20 |  
info@himoinsa.com | www.himoinsa.com

Manufacture facilities:

SPAIN • FRANCE • INDIA • CHINA • USA • BRAZIL • ARGENTINA

Subsidiaries:

PORTUGAL | POLAND | GERMANY | UK | SINGAPORE | UAE | PANAMA |  
DOMINICAN REPUBLIC | ARGENTINA | ANGOLA | SOUTH AFRICA | MOROCCO



## OPEN SKID



OPEN SKID



WATER-COOLED



THREE PHASE



50 HZ



DIESEL

Himoinsa has the right to modify any feature without prior notice.

Weights and dimensions based on standard products. Illustrations may include optional equipment.

Technical data described in this catalogue correspond to the available information at the moment of printing.

The illustrations and images are indicative and may not coincide in their entirety with the product.


Industrial design under patent.



## Engine Specifications | 1.500 r.p.m.

Rated Engine Output (PRP)	kW	768,8
Rated Engine Output (ESP)	kW	853,8
Manufacturer	HYUNDAI	
Model	DP222CC	
Engine Type	4-stroke diesel	
Injection Type	Direct	
Aspiration Type	Turbocharged and after-cooled	
Number of cylinders and arrangement	12-V	
Bore and Stroke	mm	128 x 142
Displacement	L	21,927
Cooling System	Coolant	
Lube Oil Specifications	10W-40 (API CJ-4, CK-4)	
Compression Ratio	14,6:1	

Total oil capacity including tubes, filters	L	78
Total coolant capacity	L	66
Heat dissipated by coolant	kW	375
Governor	Type	Electrical
Air Filter	Type	Dry


- 
- Oil temperature sensor
  - Low coolant level sensor
  - Exhaust gas compensator
  - Diesel engine
  - 4-stroke cycle
  - Water-cooled
  - 24V electrical system
  - Standard air filter
  - Standard fuel filter
  - Standard oil filter
  - Radiator with pusher fan
  - Radiator water level sensor
  - HTW sender
  - LOP sender
  - Electronic governor
  - Hot parts protection
  - Moving parts protection



## Generator Specifications | STAMFORD

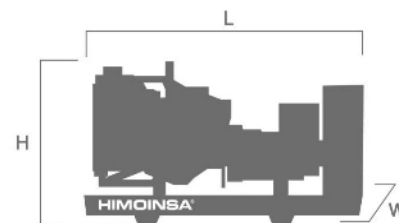
Manufacturer	STAMFORD	
Model	S6L1D.D4	
Poles	No.	4
Connection type (standard)	Star-series	
Mounting type	S-00 18"	
Insulation	H class	

Enclosure (according IEC-34-5)	IP23
Voltage regulator	A.V.R. (Electronic)
Bracket type	Single bearing
Coupling system	Flexible disc
Coating type	Standard (Vacuum impregnation)

- 
- Self-excited and self-regulated
  - 4 poles
  - AVR governor
  - IP23 protection
  - H class insulation

## WEIGHT AND DIMENSIONS

Standard Version		
Length Without Control Panel (L)	mm	Ask
Length With Control Panel (L)	mm	3800
Height (H)	mm	2200
Width (W)	mm	1900
Weight with liquids in radiator and sump	Kg	5435
Fuel tank capacity	L	400
Autonomy (70% PRP)	Hours	3
Autonomy (100% PRP)	Hours	2



## APPLICATION DATA

### EXHAUST SYSTEM

Maximum exhaust temperature	°C	535
Exhaust Gas Flow	m³/min	147
Maximum allowed back pressure	kPa	5,9
Heat dissipated by exhaust pipe	kW	618

### NECESSARY AMOUNT OF AIR

Cooling Air Flow	m³/s	21,1
Alternator fan air flow	m³/s	1,42

### FUEL CONSUMPTION

Fuel Consumption ESP	l/h	212
Fuel Consumption 100% PRP	l/h	190
Fuel Consumption 70 % PRP	l/h	138
Fuel Consumption 50 % PRP	l/h	102

### FUEL SYSTEM

Fuel Oil Specifications	Diesel	
Fuel Tank	L	400

### STARTING SYSTEM

Starting power	kW	7
Starting power	CV	9,52
Auxiliary Voltage	Vdc	24



## Open set version

- Steel chassis
- Emergency stop button
- Oil sump extraction kit
- Anti-vibration shock absorbers
- Chassis with integrated fuel tank
- Fuel level gauge
- Fuel tank drain plug
- Fuel transfer pump (Optional).
- Steel industrial silencer -15db(A) attenuation (Optional).
- Steel residential silencer -35db(A) attenuation. (Optional).



## Control Panels

### M5

Control panel with CEM8 Auto-Start controller, thermal-magnetic and earth leakage relay (according to voltage and frequency).  
Digital control unit CEM 8

### AS5

Automatic panel WITHOUT transfer switch and WITHOUT mains control with CEM8 unit. (\*) AS5 as optional with CEAB unit. Automatic panel without transfer switch and WITH mains control.  
Digital control unit CEM8 CEAB

---

### AS5 + CC2

Automatic panel WITH transfer switch and with mains control. The display will be on the genset and on the cabinet.  
Digital control unit CEM8+CEC8

### CC2

Himoinsa Switching cabinet WITH display.  
Digital control unit CEC8



## Electrical system

- Electric control and power panel with measurements devices and control unit (according to necessity and configuration)
- Connection panel wired to the safety protection (open thermal magnetic protection and alarm)
- Maintenance-free and anti-explosion battery
- Battery Switch
- Battery charger alternator with ground connection
- Starter battery/ies installed (cables and bracket included)
- Ground connection electrical installation with connection ready for ground spike (not supplied)
- Water Jacket Heater (Optional).