



| SERVICE | | PRP | ESP |
|-----------------------|---------|-------------------|-----|
| POWER | kVA | 125 | 137 |
| POWER | kW | 100 | 109 |
| RATED SPEED | r.p.m. | 1.500 | |
| MAIN VOLTAGE | V | 400/230 | |
| AVAILABLE VOLTAGES | V | 200/115 230 V (t) | |
| RATED AT POWER FACTOR | Cos Phi | 0,8 | |



INDUSTRIAL RANGE

HIMOINSA Company with quality certification ISO 9001

HIMOINSA gensets are compliant with EC mark which includes the following directives:

- 2006/42/CE Machinery safety.
- 2014/30/UE Electromagnetic compatibility.
- 2014/35/UE electrical equipment designed for use within certain voltage limits
- 2000/14/EC Sound Power level. Noise emissions outdoor equipment. (amended by 2005/88/EC)
- EN 12100, EN 13857, EN 60204

Ambient conditions of reference according to ISO 8528-1:2020 normative: 1000 mbar, 25°C, 30% relative humidity.

Prime Power (PRP):

According to ISO 8528-1:2020, Prime power is the maximum power which a generating set is capable of delivering continuously whilst supplying a variable electrical load when operated for an unlimited number of hours per year under the agreed operating conditions with the maintenance intervals and procedures being carried out as prescribed by the manufacturer. The permissible average power output (Ppp) over 24 h of operation shall not exceed 70 % of the PRP.

Emergency Standby Power (ESP):

According to ISO 8528-1:2020, Emergency standby power is the maximum power available during a variable electrical power sequence, under the stated operating conditions, for which a generating set is capable of delivering in the event of a utility power outage or under test conditions for up to 200 h of operation per year with the maintenance intervals and procedures being carried out as prescribed by the manufacturers. The permissible average power output over 24 h of operation shall not exceed 70 % of the ESP

Continuous Power (COP): According to Standard ISO 8528-1:2020, this is the maximum power available for continuous loads for unlimited running hours a year between the maintenance times recommended by the manufacturer under the environmental conditions established by the same.

Class G2 performance according to the load impact test according to ISO 8528-5:2020

HIMOINSA HEADQUARTERS:

Fábrica: Ctra. Murcia - San Javier, Km. 23,6 | 30730 SAN JAVIER (Murcia) Spain
Tel.+34 968 19 11 28 Fax +34 968 19 12 17 Fax +34 968 19 04 20 |
info@himoinsa.com | www.himoinsa.com

Manufacture facilities:

SPAIN • FRANCE • INDIA • CHINA • USA • BRAZIL • ARGENTINA

Subsidiaries:

PORTUGAL | POLAND | GERMANY | UK | SINGAPORE | UAE | PANAMA |
DOMINICAN REPUBLIC | ARGENTINA | ANGOLA | SOUTH AFRICA | MOROCCO



MOBILE



D24



WATER-COOLED



THREE PHASE



50 HZ



DIESEL

Himoinsa has the right to modify any feature without prior notice.

Weights and dimensions based on standard products. Illustrations may include optional equipment.

Technical data described in this catalogue correspond to the available information at the moment of printing.

The illustrations and images are indicative and may not coincide in their entirety with the product.

Industrial design under patent.



Engine Specifications | 1.500 r.p.m.

| | | |
|-------------------------------------|-------------------------------|-----------|
| Rated Engine Output (PRP) | kW | 107,2 |
| Rated Engine Output (ESP) | kW | 118,2 |
| Manufacturer | FPT_IVECO | |
| Model | NEF45TM3 | |
| Engine Type | 4-stroke diesel | |
| Injection Type | Direct | |
| Aspiration Type | Turbocharged and after-cooled | |
| Number of cylinders and arrangement | 4-L | |
| Bore and Stroke | mm | 104 x 132 |
| Displacement | L | 4,5 |
| Cooling System | Liquid (water + 50% glycol) | |
| Lube Oil Specifications | ACEA E3 - E5 | |
| Compression Ratio | 17,5:1 | |

| | | |
|---|---------------------------|------------|
| Lube oil consumption with full load | 0,5 % of fuel consumption | |
| Total oil capacity including tubes, filters | L | 12,8 |
| Total coolant capacity | L | 18,5 |
| Governor | Type | Mechanical |
| Air Filter | Type | Dry |
| Inner diameter exhaust pipe | mm | 70,3 |



- Diesel engine
- 4-stroke cycle
- Water-cooled
- 12V electrical system
- Water separator filter (no visible level)
- Dry air filter
- Radiator with pusher fan
- Mechanical governor
- Hot parts protection
- Moving parts protection
- Radiator water level sensor (Optional).
- HTW sender (Optional).
- LOP sender (Optional).



Generator Specifications | MECC ALTE

| | | |
|----------------------------|-------------|---|
| Manufacturer | MECC ALTE | |
| Model | ECP34.2M4C | |
| Poles | No. | 4 |
| Connection type (standard) | Star-series | |
| Mounting type | S-3 11"1/2 | |
| Insulation | H class | |


| | | |
|--------------------------------|--------------------------------|--|
| Enclosure (according IEC-34-5) | IP23 | |
| Exciter system | Self-excited, brushless | |
| Voltage regulator | A.V.R. (Electronic) | |
| Bracket type | Single bearing | |
| Coupling system | Flexible disc | |
| Coating type | Standard (Vacuum impregnation) | |



- Self-excited and self-regulated
- IP23 protection
- H class insulation

WEIGHT AND DIMENSIONS

| Standard Version | | |
|--|-------|------|
| Length (L) | mm | 3847 |
| Height (H) | mm | 2073 |
| Width (W) | mm | 1770 |
| Weight with liquids in radiator and sump | Kg | 1980 |
| Fuel tank capacity | L | 240 |
| Autonomy (70% PRP) | Hours | 12 |
| Autonomy (100% PRP) | Hours | 9 |
| Plastic tank | | |



SOUND PRESSURE

| | | |
|----------------------|----------|----------|
| Sound pressure level | dB(A)@7m | 69 ± 2,4 |
|----------------------|----------|----------|

APPLICATION DATA

EXHAUST SYSTEM

| | | |
|---|----------|-----|
| Maximum exhaust temperature | °C | 540 |
| Maximum allowed back pressure | kPa | 5 |
| Exhaust Flange Size (external diameter) | mm | 90 |
| Heat dissipated by exhaust pipe | KCal/Kwh | 590 |

NECESSARY AMOUNT OF AIR

| | | |
|-------------------------|------|-------|
| Intake air flow | m³/h | 427 |
| Cooling Air Flow | m³/s | 2,2 |
| Alternator fan air flow | m³/s | 0,487 |

FUEL CONSUMPTION

| | | |
|---------------------------|-----|------|
| Fuel Consumption ESP | l/h | 30,4 |
| Fuel Consumption 100% PRP | l/h | 27,6 |
| Fuel Consumption 70 % PRP | l/h | 19,2 |
| Fuel Consumption 50 % PRP | l/h | 14,4 |

FUEL SYSTEM

| | | |
|-------------------------|--------|-----|
| Fuel Oil Specifications | Diesel | |
| Fuel Tank | L | 240 |

STARTING SYSTEM

| | | |
|---------------------|-----|------|
| Starting power | kW | 3 |
| Starting power | CV | 4,08 |
| Recommended battery | Ah | 100 |
| Auxiliary Voltage | Vdc | 12 |



Soundproofed version

- Steel chassis
- Anti-vibration shock absorbers
- Fuel tank
- Fuel level gauge
- External emergency stop switch
- Bodywork made from high quality steel plate
- High mechanical strength
- Low noise emissions level
- Soundproofing provided by high-density volcanic rock wool
- Epoxy polyester powder coating
- Full access for maintenance (water, oil and filters, no need to remove the canopy)
- Reinforced lifting hooks for crane hoisting
- Watertight chassis (acts as a double barrier against liquid retention)
- Fuel tank drain plug
- Chassis drain plug
- Chassis ready for future mobile kit installation
- Steel residential silencer -35db(A) attenuation.
- Oil sump extraction kit
- Versatility to assemble a high capacity chassis with a metallic fuel tank
- IP Protection according to ISO 8528-13:2016
- 3 way valve for external fuel supply (available in 1/2" and 3/8" fittings) (Optional).
- Fuel transfer pump (Optional).



Control Panels



M5

Control panel with CEM8 Auto-Start controller, thermal-magnetic and earth leakage relay (according to voltage and frequency).

*Non-contractual image. The product may vary depending on the configuration.

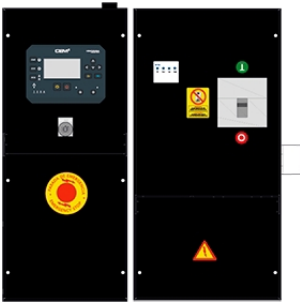
CEM8 Controller

Advanced control unit for generator sets that combines an intuitive user experience with advanced generator management, incorporating connectivity and intelligent functions that optimise operation and maintenance:

- Intuitive interface and optimised navigation, with configurable dashboard.
- Connectivity and IoT for remote monitoring and intelligent management (depending on version).
- Maximum flexibility: compact or distributed mounting and configurable I/O. Compatible with Stage V and Tier 4 Final engines.
- Safety and reliability: safe engine shutdown and protection against overload and overtemperature.
- Industrial integration: buses (CAN, Ethernet, USB, RS485) and protocols (J1939, Modbus, SNMP).

Data Sheet CEM8





AS5

Automatic panel WITHOUT transfer switch and WITHOUT mains control with CEM8 unit. (*) AS5 as optional with CEAB unit. Automatic panel without transfer switch and WITH mains control.

*Non-contractual image. The product may vary depending on the configuration.

CEM8 Controller

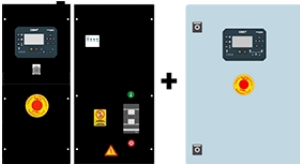
Advanced control unit for generator sets that combines an intuitive user experience with advanced generator management, incorporating connectivity and intelligent functions that optimise operation and maintenance:

- Intuitive interface and optimised navigation, with configurable dashboard.
- Connectivity and IoT for remote monitoring and intelligent management (depending on version).
- Maximum flexibility: compact or distributed mounting and configurable I/O. Compatible with Stage V and Tier 4 Final engines.
- Safety and reliability: safe engine shutdown and protection against overload and overtemperature.
- Industrial integration: buses (CAN, Ethernet, USB, RS485) and protocols (J1939, Modbus, SNMP).

Data Sheet CEM8



Data Sheet CEAB



AS5 + CC2

Automatic panel WITH transfer switch and with mains control. The display will be on the genset and on the cabinet.

*Non-contractual image. The product may vary depending on the configuration.

CEM8 Controller

Advanced control unit for generator sets that combines an intuitive user experience with advanced generator management, incorporating connectivity and intelligent functions that optimise operation and maintenance:

- Intuitive interface and optimised navigation, with configurable dashboard.
- Connectivity and IoT for remote monitoring and intelligent management (depending on version).
- Maximum flexibility: compact or distributed mounting and configurable I/O. Compatible with Stage V and Tier 4 Final engines.
- Safety and reliability: safe engine shutdown and protection against overload and overtemperature.
- Industrial integration: buses (CAN, Ethernet, USB, RS485) and protocols (J1939, Modbus, SNMP).

Data Sheet CEM8



Data Sheet CEC8





CC2

Himoinsa Switching cabinet WITH display.

*Non-contractual image. The product may vary depending on the configuration.

Data Sheet CEC8



Electrical system

- Electric control and power panel with measurements devices and control unit (according to necessity and configuration)
- Adjustable earth leakage protection (time & sensitivity) standard in M5 and AS5, with thermal magnetic protection
- Battery charger (standard on gensets with automatic control panels)
- Heating resistor (standard on sets with automatic control panels)
- Battery charger alternator with ground connection
- Starter battery/ies installed (cables and bracket included)
- Ground connection electrical installation with connection ready for ground spike (not supplied)
- Battery Switch (Optional).