



SERVICE		PRP	ESP
POWER	kVA	152	168
POWER	kW	122	134
RATED SPEED	r.p.m.	1.500	
MAIN VOLTAGE	V	400/230	
AVAILABLE VOLTAGES	V	200/115 230 V (t)	
RATED AT POWER FACTOR	Cos Phi	0,8	



## INDUSTRIAL RANGE

HIMOINSA Company with quality certification ISO 9001

HIMOINSA gensets are compliant with EC mark which includes the following directives:

- 2006/42/CE Machinery safety.
- 2014/30/UE Electromagnetic compatibility.
- 2014/35/UE electrical equipment designed for use within certain voltage limits
- 2000/14/EC Sound Power level. Noise emissions outdoor equipment. (amended by 2005/88/EC)
- 97/68/EC Emissions of gaseous and particulate pollutants.
- EN 12100, EN 13857, EN 60204

Ambient conditions of reference according to ISO 8528-1:2020 normative: 1000 mbar, 25°C, 30% relative humidity.

Prime Power (PRP):

According to ISO 8528-1:2020, Prime power is the maximum power which a generating set is capable of delivering continuously whilst supplying a variable electrical load when operated for an unlimited number of hours per year under the agreed operating conditions with the maintenance intervals and procedures being carried out as prescribed by the manufacturer. The permissible average power output (Ppp) over 24 h of operation shall not exceed 70 % of the PRP.

Emergency Standby Power (ESP):

According to ISO 8528-1:2020, Emergency standby power is the maximum power available during a variable electrical power sequence, under the stated operating conditions, for which a generating set is capable of delivering in the event of a utility power outage or under test conditions for up to 200 h of operation per year with the maintenance intervals and procedures being carried out as prescribed by the manufacturers. The permissible average power output over 24 h of operation shall not exceed 70 % of the ESP

Continuous Power (COP): According to Standard ISO 8528-1:2020, this is the maximum power available for continuous loads for unlimited running hours a year between the maintenance times recommended by the manufacturer under the environmental conditions established by the same.

G3 class load acceptance in accordance with ISO 8528-5:2020

HIMOINSA HEADQUARTERS:

Fábrica: Ctra. Murcia - San Javier, Km. 23,6 | 30730 SAN JAVIER (Murcia) Spain  
Tel. +34 968 19 11 28 Fax +34 968 19 12 17 Fax +34 968 19 04 20 |  
info@himoinsa.com | www.himoinsa.com

Manufacture facilities:

SPAIN • FRANCE • INDIA • CHINA • USA • BRAZIL • ARGENTINA

Subsidiaries:

PORTUGAL | POLAND | GERMANY | UK | SINGAPORE | UAE | PANAMA |  
DOMINICAN REPUBLIC | ARGENTINA | ANGOLA | SOUTH AFRICA | MOROCCO



## STANDARD SOUNDPROOFING



WATER-COOLED



THREE PHASE



50 HZ



STAGE 3A



DIESEL

Himoinsa has the right to modify any feature without prior notice.

Weights and dimensions based on standard products. Illustrations may include optional equipment.

Technical data described in this catalogue correspond to the available information at the moment of printing.

The illustrations and images are indicative and may not coincide in their entirety with the product.

Industrial design under patent.



## Engine Specifications | 1.500 r.p.m.

Rated Engine Output (COP)	kW	105,6
Rated Engine Output (PRP)	kW	132,6
Rated Engine Output (ESP)	kW	146,6
Manufacturer	FPT_IVECO	
Model	N67.TE1PV	
Engine Type	4-stroke diesel	
Injection Type	Direct, common rail	
Aspiration Type	Turbocharged and after-cooled	
Number of cylinders and arrangement	6-L	
Bore and Stroke	mm	104 x 132
Displacement	L	6,7
Cooling System	Coolant	
Lube Oil Specifications	S10 W40	
Compression Ratio	16,5:1	

Lube oil consumption with full load	0,3 % of fuel consumption	
Total oil capacity including tubes, filters	L	17
Total coolant capacity	L	36,2
Governor	Type	Electrical
Air Filter	Type	Dry

- Diesel engine
- 4-stroke cycle
- Water-cooled
- 12V electrical system
- Water separator filter (no visible level)
- Dry air filter
- Radiator with pusher fan
- Radiator water level sensor
- HTW sender
- LOP sender
- Electronic governor
- Hot parts protection
- Moving parts protection



## Generator Specifications | STAMFORD

Manufacturer	STAMFORD	
Model	UCI274F	
Poles	No.	4
Connection type (standard)	Star-series	
Mounting type	S-3 11*1/2	
Insulation	H class	

Enclosure (according IEC-34-5)	IP23	
Exciter system	Self-excited, brushless	
Voltage regulator	A.V.R. (Electronic)	
Bracket type	Single bearing	
Coupling system	Flexible disc	
Coating type	Standard (Vacuum impregnation)	

- Self-excited and self-regulated
- 4 poles
- AVR governor
- IP23 protection
- H class insulation
- Single drive-shaft
- Flexible disc coupling



## WEIGHT AND DIMENSIONS

		Standard Version	High Capacity version	High Capacity version
Length (L)	mm	3300	3300	3300
Height (H)	mm	1930	1956	2179
Width (W)	mm	1200	1200	1200
Maximum shipping volume	m <sup>3</sup>	7,64	7,75	8,63
Weight with liquids in radiator and sump	Kg	2195	2275	2440
Fuel tank capacity	L	450	600	1100
Autonomy (70% PRP)	Hours	17	23	41
Autonomy (100% PRP)	Hours	13	18	33

Plastic tank      Steel tank      Steel tank

## SOUND PRESSURE

Sound pressure level	dB(A)@7m	68 ± 2,4
----------------------	----------	----------

## APPLICATION DATA

### EXHAUST SYSTEM

Maximum allowed back pressure	kPa	0,02
Exhaust Flange Size (external diameter)	mm	120

### NECESSARY AMOUNT OF AIR

Alternator fan air flow	m <sup>3</sup> /s	0,514
-------------------------	-------------------	-------

### FUEL CONSUMPTION

Fuel Consumption ESP	l/h	37
Fuel Consumption 100% PRP	l/h	33,6
Fuel Consumption 70 % PRP	l/h	26,57
Fuel Consumption 50 % PRP	l/h	24,1

### FUEL SYSTEM

Fuel Oil Specifications		Diesel
Fuel Tank	L	450
Other fuel tank capacities	L	600, 1.100

### STARTING SYSTEM

Auxiliary Voltage	Vdc	12
-------------------	-----	----

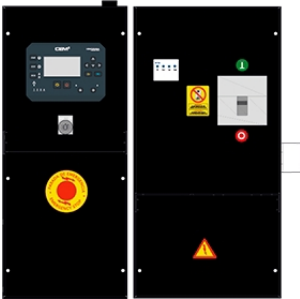


## Soundproofed version

- Steel chassis
- Anti-vibration shock absorbers
- Fuel tank
- Fuel level gauge
- External emergency stop switch
- Bodywork made from high quality steel plate
- High mechanical strength
- Low noise emissions level
- Soundproofing provided by high-density volcanic rock wool
- Epoxy polyester powder coating
- Full access for maintenance (water, oil and filters, no need to remove the canopy)
- Reinforced lifting hooks for crane hoisting
- Watertight chassis (acts as a double barrier against liquid retention)
- Fuel tank drain plug
- Chassis drain plug
- Chassis ready for future mobile kit installation
- Steel residential silencer -35db(A) attenuation.
- Oil sump extraction kit
- Versatility to assemble a high capacity chassis with a metallic fuel tank
- IP Protection according to ISO 8528-13:2016
- 3 way valve for external fuel supply (available in 1/2" and 3/8" fittings) (Optional).
- Fuel transfer pump (Optional).



## Control Panels



### M5

Control panel with CEM8 Auto-Start controller, thermal-magnetic and earth leakage relay (according to voltage and frequency).

\*Non-contractual image. The product may vary depending on the configuration.

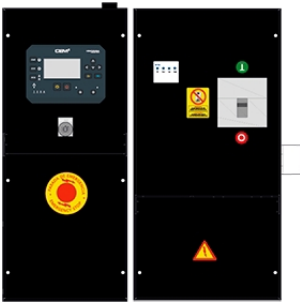
### CEM8 Controller

Advanced control unit for generator sets that combines an intuitive user experience with advanced generator management, incorporating connectivity and intelligent functions that optimise operation and maintenance:

- Intuitive interface and optimised navigation, with configurable dashboard.
- Connectivity and IoT for remote monitoring and intelligent management (depending on version).
- Maximum flexibility: compact or distributed mounting and configurable I/O. Compatible with Stage V and Tier 4 Final engines.
- Safety and reliability: safe engine shutdown and protection against overload and overtemperature.
- Industrial integration: buses (CAN, Ethernet, USB, RS485) and protocols (J1939, Modbus, SNMP).

### Data Sheet CEM8





## AS5

Automatic panel WITHOUT transfer switch and WITHOUT mains control with CEM8 unit. (\*) AS5 as optional with CEAB unit. Automatic panel without transfer switch and WITH mains control.

\*Non-contractual image. The product may vary depending on the configuration.

## CEM8 Controller

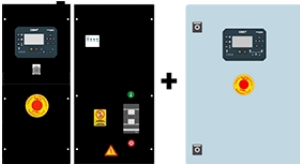
Advanced control unit for generator sets that combines an intuitive user experience with advanced generator management, incorporating connectivity and intelligent functions that optimise operation and maintenance:

- Intuitive interface and optimised navigation, with configurable dashboard.
- Connectivity and IoT for remote monitoring and intelligent management (depending on version).
- Maximum flexibility: compact or distributed mounting and configurable I/O. Compatible with Stage V and Tier 4 Final engines.
- Safety and reliability: safe engine shutdown and protection against overload and overtemperature.
- Industrial integration: buses (CAN, Ethernet, USB, RS485) and protocols (J1939, Modbus, SNMP).

## Data Sheet CEM8



## Data Sheet CEAB



## AS5 + CC2

Automatic panel WITH transfer switch and with mains control. The display will be on the genset and on the cabinet.

\*Non-contractual image. The product may vary depending on the configuration.

## CEM8 Controller

Advanced control unit for generator sets that combines an intuitive user experience with advanced generator management, incorporating connectivity and intelligent functions that optimise operation and maintenance:

- Intuitive interface and optimised navigation, with configurable dashboard.
- Connectivity and IoT for remote monitoring and intelligent management (depending on version).
- Maximum flexibility: compact or distributed mounting and configurable I/O. Compatible with Stage V and Tier 4 Final engines.
- Safety and reliability: safe engine shutdown and protection against overload and overtemperature.
- Industrial integration: buses (CAN, Ethernet, USB, RS485) and protocols (J1939, Modbus, SNMP).

## Data Sheet CEM8



## Data Sheet CEC8





## CC2

Himoinsa Switching cabinet WITH display.

\*Non-contractual image. The product may vary depending on the configuration.

## Data Sheet CEC8



## Electrical system

- Electric control and power panel with measurements devices and control unit (according to necessity and configuration)
- Battery Switch
- Adjustable earth leakage protection (time & sensitivity) standard in M5 and AS5, with thermal magnetic protection
- Battery charger (standard on gensets with automatic control panels)
- Heating resistor (standard on sets with automatic control panels)
- Battery charger alternator with ground connection
- Starter battery/ies installed (cables and bracket included)
- Ground connection electrical installation with connection ready for ground spike (not supplied)