



SERVICE		PRP	ESP
POWER	kVA	33	38
POWER	kW	27	30
RATED SPEED	r.p.m.	1.500	
MAIN VOLTAGE	V	230 V (m)	
RATED AT POWER FACTOR	Cos Phi	0,8	



INDUSTRIAL RANGE

HIMOINSA Company with quality certification ISO 9001

HIMOINSA gensets are compliant with EC mark which includes the following directives:

- 2006/42/CE Machinery safety.
- 2014/30/UE Electromagnetic compatibility.
- 2014/35/UE electrical equipment designed for use within certain voltage limits
- 2000/14/EC Sound Power level. Noise emissions outdoor equipment. (amended by 2005/88/EC)
- EN 12100, EN 13857, EN 60204

Ambient conditions of reference according to ISO 8528-1:2020 normative: 1000 mbar, 25°C, 30% relative humidity.

Prime Power (PRP):

According to ISO 8528-1:2020, Prime power is the maximum power which a generating set is capable of delivering continuously whilst supplying a variable electrical load when operated for an unlimited number of hours per year under the agreed operating conditions with the maintenance intervals and procedures being carried out as prescribed by the manufacturer. The permissible average power output (Ppp) over 24 h of operation shall not exceed 70 % of the PRP.

Emergency Standby Power (ESP):

According to ISO 8528-1:2020, Emergency standby power is the maximum power available during a variable electrical power sequence, under the stated operating conditions, for which a generating set is capable of delivering in the event of a utility power outage or under test conditions for up to 200 h of operation per year with the maintenance intervals and procedures being carried out as prescribed by the manufacturers. The permissible average power output over 24 h of operation shall not exceed 70 % of the ESP

Continuous Power (COP): According to Standard ISO 8528-1:2020, this is the maximum power available for continuous loads for unlimited running hours a year between the maintenance times recommended by the manufacturer under the environmental conditions established by the same.

Class G2 performance according to the load impact test according to ISO 8528-5:2020

HIMOINSA HEADQUARTERS:

Fábrica: Ctra. Murcia - San Javier, Km. 23,6 | 30730 SAN JAVIER (Murcia) Spain
Tel.+34 968 19 11 28 Fax +34 968 19 12 17 Fax +34 968 19 04 20 |
info@himoinsa.com | www.himoinsa.com

Manufacture facilities:

SPAIN • FRANCE • INDIA • CHINA • USA • BRAZIL • ARGENTINA

Subsidiaries:

PORTUGAL | POLAND | GERMANY | UK | SINGAPORE | UAE | PANAMA |
DOMINICAN REPUBLIC | ARGENTINA | ANGOLA | SOUTH AFRICA | MOROCCO



OPEN SKID



MG1



WATER-COOLED



SINGLE PHASE



50 HZ



LPG

Himoinsa has the right to modify any feature without prior notice.

Weights and dimensions based on standard products. Illustrations may include optional equipment.

Technical data described in this catalogue correspond to the available information at the moment of printing.

The illustrations and images are indicative and may not coincide in their entirety with the product.

Industrial design under patent.



Engine Specifications | 1.500 r.p.m.

Rated Engine Output (PRP)	kW	32,23
Rated Engine Output (ESP)	kW	36,7
Manufacturer	FORD	
Model	LSG635	
Engine Type	4-stroke Miller Cycle	
Injection Type	Carburization	
Aspiration Type	Natural	
Number of cylinders and arrangement	6-V	
Bore and Stroke	mm	92,5 x 86,7
Displacement	L	3,5
Cooling System	Liquid (water + 50% glycol)	
Lube Oil Specifications	API ≥SM, SAE 5W30	
Compression Ratio	11,8	

Total oil capacity including tubes, filters	L	5,68
Heat dissipated by coolant	kW	29,1
Governor	Type	Electrical
Air Filter	Type	Dry

- LPG-liquefied petrol gas engine
- 4-stroke cycle
- Water-cooled
- 12V electrical system
- Dry air filter
- Radiator with pusher fan
- HTW sender
- LOP sender
- Electronic governor
- Hot parts protection
- Moving parts protection



Generator Specifications | MECC ALTE

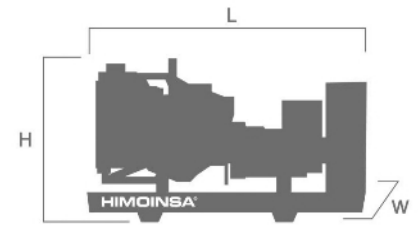
Manufacturer	MECC ALTE	
Model	ECP32.1L4C	
Poles	No.	4
Connection type (standard)	Double delta	
Mounting type	S-3 11"1/2	
Insulation	H class	

Enclosure (according IEC-34-5)	IP23
Exciter system	Self-excited, brushless
Voltage regulator	A.V.R. (Electronic)
Bracket type	Single bearing
Coupling system	Flexible disc
Coating type	Standard (Vacuum impregnation)

- Self-excited and self-regulated
- AVR governor
- IP23 protection
- H class insulation

WEIGHT AND DIMENSIONS

Standard Version		
Length (L)	mm	1950
Height (H)	mm	Ask
Width (W)	mm	900
Weight with liquids in radiator and sump	Kg	Ask
Autonomy (70% ESP)	Hours	Ask
Autonomy (100% PRP)	Hours	Ask



APPLICATION DATA

EXHAUST SYSTEM

Exhaust Gas Flow	m ³ /min	5,64
Maximum allowed back pressure	kPa	20,32

NECESSARY AMOUNT OF AIR

Intake air flow	m ³ /h	110,1
Alternator fan air flow	m ³ /s	0,197

FUEL CONSUMPTION

Fuel Consumption 100% PRP	kg/h	10,61
---------------------------	------	-------

FUEL SYSTEM

Fuel Oil Specifications		LPG
Lower heating value (LHV)	kWh/kg	10,87
Fuel supply connection size	Inches	1,5
Fuel supply pressure	mbar	70 - 300
Fuel Tank	L	0



Open set version

- Steel chassis
- Emergency stop button
- Anti-vibration shock absorbers
- Steel industrial silencer -15db(A) attenuation
- Steel residential silencer -35db(A) attenuation. (Optional).




Gas ramp

- Gas filter
- Double solenoid valve
- High pressure regulator
- Primary pressure regulator
- Low pressure switch
- Inlet pressure manometer
- Outlet pressure manometer
- Special Start/Stop sequence
- High pressure switch (Optional).



Control Panels



M5

Control panel with CEM8 Auto-Start controller, thermal-magnetic and earth leakage relay (according to voltage and frequency).

*Non-contractual image. The product may vary depending on the configuration.


CEM8 Controller

Advanced control unit for generator sets that combines an intuitive user experience with advanced generator management, incorporating connectivity and intelligent functions that optimise operation and maintenance:

- Intuitive interface and optimised navigation, with configurable dashboard.
- Connectivity and IoT for remote monitoring and intelligent management (depending on version).
- Maximum flexibility: compact or distributed mounting and configurable I/O. Compatible with Stage V and Tier 4 Final engines.
- Safety and reliability: safe engine shutdown and protection against overload and overtemperature.
- Industrial integration: buses (CAN, Ethernet, USB, RS485) and protocols (J1939, Modbus, SNMP).

Data Sheet CEM8





AS5

Automatic panel WITHOUT transfer switch and WITHOUT mains control with CEM8 unit. (*) AS5 as optional with CEAB unit. Automatic panel without transfer switch and WITH mains control.

*Non-contractual image. The product may vary depending on the configuration.

CEM8 Controller

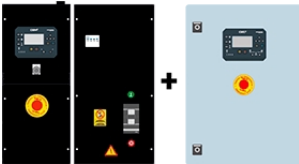
Advanced control unit for generator sets that combines an intuitive user experience with advanced generator management, incorporating connectivity and intelligent functions that optimise operation and maintenance:

- Intuitive interface and optimised navigation, with configurable dashboard.
- Connectivity and IoT for remote monitoring and intelligent management (depending on version).
- Maximum flexibility: compact or distributed mounting and configurable I/O. Compatible with Stage V and Tier 4 Final engines.
- Safety and reliability: safe engine shutdown and protection against overload and overtemperature.
- Industrial integration: buses (CAN, Ethernet, USB, RS485) and protocols (J1939, Modbus, SNMP).

Data Sheet CEM8



Data Sheet CEAB



AS5 + CC2

Automatic panel WITH transfer switch and with mains control. The display will be on the genset and on the cabinet.

*Non-contractual image. The product may vary depending on the configuration.

CEM8 Controller

Advanced control unit for generator sets that combines an intuitive user experience with advanced generator management, incorporating connectivity and intelligent functions that optimise operation and maintenance:

- Intuitive interface and optimised navigation, with configurable dashboard.
- Connectivity and IoT for remote monitoring and intelligent management (depending on version).
- Maximum flexibility: compact or distributed mounting and configurable I/O. Compatible with Stage V and Tier 4 Final engines.
- Safety and reliability: safe engine shutdown and protection against overload and overtemperature.
- Industrial integration: buses (CAN, Ethernet, USB, RS485) and protocols (J1939, Modbus, SNMP).

Data Sheet CEM8



Data Sheet CEC8





CC2

Himoinsa Switching cabinet WITH display.

*Non-contractual image. The product may vary depending on the configuration.

Data Sheet CEC8



Electrical system

- Electric control and power panel with measurements devices and control unit (according to necessity and configuration)
- Adjustable earth leakage protection (time & sensitivity) standard in M5 and AS5, with thermal magnetic protection
- Battery charger (standard on gensets with automatic control panels)
- Heating resistor (standard on sets with automatic control panels)
- Battery charger alternator with ground connection
- Starter battery/ies installed (cables and bracket included)
- Ground connection electrical installation with connection ready for ground spike (not supplied)
- Battery Switch (Optional).