



SERVICE		PRP	ESP *
POWER	kVA	100	110
POWER	kW	80	88
RATED SPEED	r.p.m.	1.500	
MAIN VOLTAGE	V	400/230	
AVAILABLE VOLTAGES	V	200/115 230 V (t)	
RATED AT POWER FACTOR	Cos Phi	0,8	

\* ESP power only available on special engine configurations. Consult Gas Commercial Engineering



## INDUSTRIAL RANGE

HIMOINSA Company with quality certification ISO 9001

HIMOINSA gensets are compliant with EC mark which includes the following directives:

- 2006/42/CE Machinery safety.
- 2014/30/UE Electromagnetic compatibility.
- 2014/35/UE electrical equipment designed for use within certain voltage limits
- 2000/14/EC Sound Power level. Noise emissions outdoor equipment. (amended by 2005/88/EC)
- EN 12100, EN 13857, EN 60204

Ambient conditions of reference according to ISO 8528-1:2020 normative: 1000 mbar, 25°C, 30% relative humidity.

### Prime Power (PRP):

According to ISO 8528-1:2020, Prime power is the maximum power which a generating set is capable of delivering continuously whilst supplying a variable electrical load when operated for an unlimited number of hours per year under the agreed operating conditions with the maintenance intervals and procedures being carried out as prescribed by the manufacturer. The permissible average power output (Ppp) over 24 h of operation shall not exceed 70 % of the PRP.

### Emergency Standby Power (ESP):

According to ISO 8528-1:2020, Emergency standby power is the maximum power available during a variable electrical power sequence, under the stated operating conditions, for which a generating set is capable of delivering in the event of a utility power outage or under test conditions for up to 200 h of operation per year with the maintenance intervals and procedures being carried out as prescribed by the manufacturers. The permissible average power output over 24 h of operation shall not exceed 70 % of the ESP

Continuous Power (COP): According to Standard ISO 8528-1:2020, this is the maximum power available for continuous loads for unlimited running hours a year between the maintenance times recommended by the manufacturer under the environmental conditions established by the same.

\*Class G2\* performance according to the load impact test according to ISO 8528-5:2020

### HIMOINSA HEADQUARTERS:

Fábrica: Ctra. Murcia - San Javier, Km. 23,6 | 30730 SAN JAVIER (Murcia) Spain  
Tel.+34 968 19 11 28 Fax +34 968 19 12 17 Fax +34 968 19 04 20 |  
info@himoinsa.com | www.himoinsa.com

### Manufacture facilities:

SPAIN • FRANCE • INDIA • CHINA • USA • BRAZIL • ARGENTINA

### Subsidiaries:

PORTUGAL | POLAND | GERMANY | UK | SINGAPORE | UAE | PANAMA |  
DOMINICAN REPUBLIC | ARGENTINA | ANGOLA | SOUTH AFRICA | MOROCCO



## OPEN SKID



K7



WATER-COOLED



THREE PHASE



50 HZ



LPG

Himoinsa has the right to modify any feature without prior notice.

Weights and dimensions based on standard products. Illustrations may include optional equipment.

Technical data described in this catalogue correspond to the available information at the moment of printing.

The illustrations and images are indicative and may not coincide in their entirety with the product.

Industrial design under patent.



\* ESP power only available on special engine configurations. Consult Gas Commercial Engineering



## Engine Specifications | 1.500 r.p.m.

Rated Engine Output (PRP)	kW	88,3
Rated Engine Output (ESP) *	kW	98,3
Manufacturer	PSI	
Model	8.1LT	
Engine Type	4-stroke Otto Cycle	
Injection Type	Carburization	
Aspiration Type	Turbocharged and after-cooled	
Number of cylinders and arrangement	6-L	
Bore and Stroke	mm	111 x 139
Displacement	L	8,1
Cooling System	Coolant	
Lube Oil Specifications	API CD $\geq$ CF, SAE 15W40	
Compression Ratio	10,5:1	

Total oil capacity including tubes, filters	L	27,5
Total coolant capacity	L	80
Heat dissipated by coolant	kW	135
Governor	Type	Electrical
Air Filter	Type	Dry

- LPG-liquefied petrol gas engine
- 4-stroke cycle
- Water-cooled
- 24V electrical system
- Dry air filter
- Radiator with pusher fan
- HTW sender
- LOP sender
- Electronic governor
- Hot parts protection
- Moving parts protection



## Generator Specifications | MECC ALTE

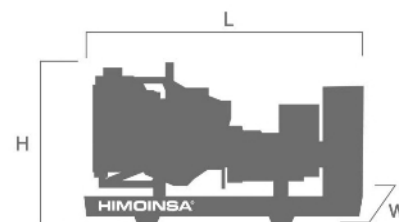
Manufacturer	MECC ALTE	
Model	ECP34.2S4C	
Poles	No.	4
Connection type (standard)	Star-series	
Mounting type	S-2 11,5"	
Insulation	H class	

Enclosure (according IEC-34-5)	IP23
Exciter system	Self-excited, brushless
Voltage regulator	A.V.R. (Electronic)
Bracket type	Single bearing
Coupling system	Flexible disc
Coating type	Standard (Vacuum impregnation)

- Self-excited and self-regulated
- 4 poles
- AVR governor
- IP23 protection
- H class insulation
- Single drive-shaft
- Flexible disc coupling

## WEIGHT AND DIMENSIONS

Standard Version		
Length (L)	mm	3000
Height (H)	mm	1621
Width (W)	mm	1160
Maximum shipping volume	m <sup>3</sup>	5,64
Weight with liquids in radiator and sump	Kg	2165
Autonomy (70% PRP)	Hours	Ask
Autonomy (100% PRP)	Hours	Ask



## APPLICATION DATA

### EXHAUST SYSTEM

Maximum exhaust temperature	°C	750
Exhaust Gas Flow	m <sup>3</sup> /min	26,8
Maximum allowed back pressure	kPa	10,2

### NECESSARY AMOUNT OF AIR

Intake air flow	m <sup>3</sup> /h	480
Alternator fan air flow	m <sup>3</sup> /s	0,487

### FUEL CONSUMPTION

Fuel Consumption ESP	kg/h	22,5
Fuel Consumption 100% PRP	kg/h	20,7
Fuel Consumption 70 % PRP	kg/h	15,2
Fuel Consumption 50 % PRP	kg/h	11,6

### FUEL SYSTEM

Fuel Oil Specifications	LPG	
Lower heating value (LHV)	kWh/kg	12,88
Composition *	95% Propane	
Fuel supply connection size	Inches	2
Fuel supply pressure	mbar	70 - 300
Fuel Tank	L	0

### STARTING SYSTEM

Starting power	kW	4,5
Starting power	CV	6,12
Recommended battery	Ah	150
Auxiliary Voltage	Vdc	24



## Open set version

- Steel chassis
- Emergency stop button
- Oil sump extraction kit
- Anti-vibration shock absorbers
- Steel industrial silencer -15db(A) attenuation
- Steel residential silencer -35db(A) attenuation. (Optional).




## Gas ramp

- Manual shut-off valve
- Gas filter
- Double solenoid valve
- Primary pressure regulator
- Secondary pressure regulator (Zero pressure regulator)
- Low pressure switch
- Valve (tightness) testing system
- Inlet pressure manometer
- Outlet pressure manometer
- Special Start/Stop sequence
- High pressure regulator (Optional).
- High pressure switch (Optional).



## Control Panels



### M5

Control panel with CEM8 Auto-Start controller, thermal-magnetic and earth leakage relay (according to voltage and frequency).

\*Non-contractual image. The product may vary depending on the configuration.


### CEM8 Controller

Advanced control unit for generator sets that combines an intuitive user experience with advanced generator management, incorporating connectivity and intelligent functions that optimise operation and maintenance:

- Intuitive interface and optimised navigation, with configurable dashboard.
- Connectivity and IoT for remote monitoring and intelligent management (depending on version).
- Maximum flexibility: compact or distributed mounting and configurable I/O. Compatible with Stage V and Tier 4 Final engines.
- Safety and reliability: safe engine shutdown and protection against overload and overtemperature.
- Industrial integration: buses (CAN, Ethernet, USB, RS485) and protocols (J1939, Modbus, SNMP).

### Data Sheet CEM8





## AS5

Automatic panel WITHOUT transfer switch and WITHOUT mains control with CEM8 unit. (\*) AS5 as optional with CEAB unit. Automatic panel without transfer switch and WITH mains control.

\*Non-contractual image. The product may vary depending on the configuration.

## CEM8 Controller

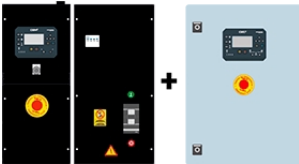
Advanced control unit for generator sets that combines an intuitive user experience with advanced generator management, incorporating connectivity and intelligent functions that optimise operation and maintenance:

- Intuitive interface and optimised navigation, with configurable dashboard.
- Connectivity and IoT for remote monitoring and intelligent management (depending on version).
- Maximum flexibility: compact or distributed mounting and configurable I/O. Compatible with Stage V and Tier 4 Final engines.
- Safety and reliability: safe engine shutdown and protection against overload and overtemperature.
- Industrial integration: buses (CAN, Ethernet, USB, RS485) and protocols (J1939, Modbus, SNMP).

## Data Sheet CEM8



## Data Sheet CEAB



## AS5 + CC2

Automatic panel WITH transfer switch and with mains control. The display will be on the genset and on the cabinet.

\*Non-contractual image. The product may vary depending on the configuration.

## CEM8 Controller

Advanced control unit for generator sets that combines an intuitive user experience with advanced generator management, incorporating connectivity and intelligent functions that optimise operation and maintenance:

- Intuitive interface and optimised navigation, with configurable dashboard.
- Connectivity and IoT for remote monitoring and intelligent management (depending on version).
- Maximum flexibility: compact or distributed mounting and configurable I/O. Compatible with Stage V and Tier 4 Final engines.
- Safety and reliability: safe engine shutdown and protection against overload and overtemperature.
- Industrial integration: buses (CAN, Ethernet, USB, RS485) and protocols (J1939, Modbus, SNMP).

## Data Sheet CEM8



## Data Sheet CEC8





## CC2

Himoinsa Switching cabinet WITH display.

\*Non-contractual image. The product may vary depending on the configuration.

## Data Sheet CEC8



## Electrical system

- Electric control and power panel with measurements devices and control unit (according to necessity and configuration)
- Adjustable earth leakage protection (time & sensitivity) standard in M5 and AS5, with thermal magnetic protection
- Battery charger (standard on gensets with automatic control panels)
- Heating resistor (standard on sets with automatic control panels)
- Battery charger alternator with ground connection
- Starter battery/ies installed (cables and bracket included)
- Ground connection electrical installation with connection ready for ground spike (not supplied)
- Battery Switch (Optional).