



SERVICE		COP	COP
POWER	kVA	812	1002,5
POWER	kW	812	802
RATED SPEED	r.p.m.	1.500	
MAIN VOLTAGE	V	400/230 V	
AVAILABLE VOLTAGES	V	200/115 230 V (t) 380/220 415/240	
RATED AT POWER FACTOR	Cos Phi	1	0,8



INDUSTRIAL RANGE

HIMOINSA Company with quality certification ISO 9001

HIMOINSA gensets are compliant with EC mark which includes the following directives:

- 2006/42/CE Machinery safety.
- 2014/30/UE Electromagnetic compatibility.
- 2014/35/UE electrical equipment designed for use within certain voltage limits
- 2000/14/EC Sound Power level. Noise emissions outdoor equipment. (amended by 2005/88/EC)
- EN 12100, EN 13857, EN 60204

Ambient conditions of reference according to ISO 8528-1:2020 normative: 1000 mbar, 25°C, 30% relative humidity.

Prime Power (PRP):

According to ISO 8528-1:2020, Prime power is the maximum power which a generating set is capable of delivering continuously whilst supplying a variable electrical load when operated for an unlimited number of hours per year under the agreed operating conditions with the maintenance intervals and procedures being carried out as prescribed by the manufacturer. The permissible average power output (Ppp) over 24 h of operation shall not exceed 70 % of the PRP.

Continuous Power (COP): According to Standard ISO 8528-1:2020, this is the maximum power available for continuous loads for unlimited running hours a year between the maintenance times recommended by the manufacturer under the environmental conditions established by the same.

Class G2 performance according to the load impact test according to ISO 8528-5:2020

HIMOINSA HEADQUARTERS:

Fábrica: Ctra. Murcia - San Javier, Km. 23,6 | 30730 SAN JAVIER (Murcia) Spain
Tel.+34 968 19 11 28 Fax +34 968 19 12 17 Fax +34 968 19 04 20 |
info@himoinsa.com | www.himoinsa.com

Manufacture facilities:

SPAIN • FRANCE • INDIA • CHINA • USA • BRAZIL • ARGENTINA

Subsidiaries:

PORTUGAL | POLAND | GERMANY | UK | SINGAPORE | UAE | PANAMA |
DOMINICAN REPUBLIC | ARGENTINA | ANGOLA | SOUTH AFRICA | MOROCCO



CONTAINER



40FT-HC



WATER-COOLED



THREE PHASE



50 HZ



BIOGAS

Himoinsa has the right to modify any feature without prior notice.

Weights and dimensions based on standard products. Illustrations may include optional equipment.

Technical data described in this catalogue correspond to the available information at the moment of printing.

The illustrations and images are indicative and may not coincide in their entirety with the product.


Industrial design under patent.



Engine Specifications | 1.500 r.p.m.

Rated Engine Output (COP)	kW	838
Manufacturer	GUASCOR	
Model	G.48SL	
Engine Type	4-stroke Otto Cycle	
Injection Type	Carburization	
Aspiration Type	Turbocharged	
Number of cylinders and arrangement	16-V	
Bore and Stroke	mm	152 x 165
Displacement	L	47,9
Cooling System	Water + Antifreeze	
Lube Oil Specifications	SAE 40	
Compression Ratio	11,6	

Fuel Consumption 100% COP	kW	2102
Fuel Consumption 80 % COP	kW	1722
Lube oil consumption with full load	g/kWh	0,35
Total oil capacity including tubes, filters	L	195
Heat dissipated by coolant	kW	50
Governor	Type	Electrical
Air Filter	Type	Semi-humid


- 
- Biogas Engine
 - 4-stroke cycle
 - Water-cooled
 - Radiator with pusher fan
 - HTW sender
 - LOP sender
 - Hot parts protection
 - Moving parts protection



Generator Specifications | STAMFORD

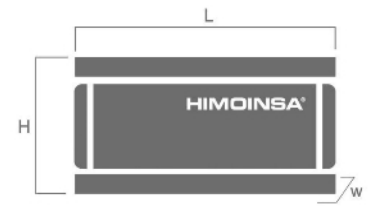
Manufacturer	STAMFORD	
Model	S6L1D.F4	
Poles	No.	4
Connection type (standard)	Star-series	
Mounting type	S-00 18"	
Insulation	H class	

Enclosure (according IEC-34-5)	IP23
Voltage regulator	A.V.R. (Electronic)
Bracket type	Double drive-shaft
Coupling system	Elastic Coupling
Coating type	Standard (Vacuum impregnation)

- 
- Self-excited and self-regulated
 - 4 poles
 - IP23 protection
 - H class insulation
 - Double drive-shaft

WEIGHT AND DIMENSIONS

Standard Version		
Length (L)	mm	12192
Height (H)	mm	2896
Width (W)	mm	2438
Maximum shipping volume	m ³	86,08
Weight with liquids in radiator and sump	Kg	Ask
Autonomy (75%)	Hours	Ask



APPLICATION DATA

EXHAUST SYSTEM

Maximum exhaust temperature	°C	379
Exhaust Gas Flow	kg/s	1,22
Maximum allowed back pressure	mm H ₂ O	450

STARTING SYSTEM

Auxiliary Voltage	Vdc	12
-------------------	-----	----

NECESSARY AMOUNT OF AIR

Cooling Air Flow	m ³ /s	16,29
Alternator fan air flow	m ³ /s	1,36

FUEL SYSTEM

Fuel Oil Specifications	Biogas	
Composition *	62,5% Metano y 36% Dióxido de Carbono y N ₂ 1,5%	
Fuel supply pressure	mbar	50 - 240
Fuel Tank	L	0



Container version

- Soundproofing provided by high-density volcanic rock wool
- High mechanical resistance
- Low level of noise emissions
- Door with window to visualize control panel, alarms and measurements
- Reinforced lifting points for crane hoisting and lower ones for transportation by forklift
- Residential steel silencer with -35dB attenuation and tilting cap in the exhaust
- Anti-vibration shock absorbers
- Steel chassis
- Manual oil extraction pump
- Robust construction designed for continuous or emergency applications
- Emergency stops
- Easy access to the power connection
- Reinforced chassis for heavy range
- Easy access for chassis cleaning



Gas ramp

- Manual shut-off valve
- Double solenoid valve
- High pressure regulator
- Primary pressure regulator
- Secondary pressure regulator (Zero pressure regulator)
- Low pressure switch
- High pressure switch
- Valve (tightness) testing system
- Inlet pressure manometer
- Outlet pressure manometer
- Special Start/Stop sequence



Control Panels

M5

Control panel with CEM8 Auto-Start controller, thermal-magnetic and earth leakage relay (according to voltage and frequency).
Digital control unit CEM 8

AS5

Automatic panel WITHOUT transfer switch and WITHOUT mains control with CEM8 unit. (*) AS5 as optional with CEAB unit. Automatic panel without transfer switch and WITH mains control.
Digital control unit CEM8 CEAB

AS5 + CC2

Automatic panel WITH transfer switch and with mains control. The display will be on the genset and on the cabinet.
Digital control unit CEM8+CEC8

CC2

Himoinsa Switching cabinet WITH display.
Digital control unit CEC8



Electrical System Container

- Control panel and emergency stop button
- Power panel
- Battery charger (standard on automatic control panels)
- Heating resistor (standard on sets with automatic control panels)
- Battery charge alternator with ground connection
- Starter battery/ies installed (cables and bracket included)
- Ground connection electrical installation with connection ready for ground spike (not supplied)
- Battery isolator