



SERVICE		PRP	ESP
POWER	kVA	200	220
POWER	kW	160	176
RATED SPEED	r.p.m.	1.500	
MAIN VOLTAGE	V	400/230	
AVAILABLE VOLTAGES	V	380/220 415/240	
RATED AT POWER FACTOR	Cos Phi	0,8	



HS | STATIONARY RANGE

HIMOINSA Company with quality certification ISO 9001

HIMOINSA gensets are compliant with EC mark which includes the following directives:

- 2006/42/CE Machinery safety.
- 2014/30/UE Electromagnetic compatibility.
- 2014/35/UE electrical equipment designed for use within certain voltage limits
- 2000/14/EC Sound Power level. Noise emissions outdoor equipment. (amended by 2005/88/EC)
- EN 12100, EN 13857, EN 60204

Ambient conditions of reference according to ISO 8528-1:2020 normative: 1000 mbar, 25°C, 30% relative humidity.

Prime Power (PRP):

According to ISO 8528-1:2020, Prime power is the maximum power which a generating set is capable of delivering continuously whilst supplying a variable electrical load when operated for an unlimited number of hours per year under the agreed operating conditions with the maintenance intervals and procedures being carried out as prescribed by the manufacturer. The permissible average power output (Ppp) over 24 h of operation shall not exceed 70 % of the PRP.

Emergency Standby Power (ESP):

According to ISO 8528-1:2020, Emergency standby power is the maximum power available during a variable electrical power sequence, under the stated operating conditions, for which a generating set is capable of delivering in the event of a utility power outage or under test conditions for up to 200 h of operation per year with the maintenance intervals and procedures being carried out as prescribed by the manufacturers. The permissible average power output over 24 h of operation shall not exceed 70 % of the ESP

Continuous Power (COP): According to Standard ISO 8528-1:2020, this is the maximum power available for continuous loads for unlimited running hours a year between the maintenance times recommended by the manufacturer under the environmental conditions established by the same.

Class G2 performance according to the load impact test according to ISO 8528-5:2020

HIMOINSA HEADQUARTERS:

Fábrica: Ctra. Murcia - San Javier, Km. 23,6 | 30730 SAN JAVIER (Murcia) Spain
Tel.+34 968 19 11 28 Fax +34 968 19 12 17 Fax +34 968 19 04 20 |
info@himoinsa.com | www.himoinsa.com

Manufacture facilities:
SPAIN • FRANCE • INDIA • CHINA • USA • BRAZIL • ARGENTINA

Subsidiaries:
PORTUGAL | POLAND | GERMANY | UK | SINGAPORE | UAE | PANAMA |
DOMINICAN REPUBLIC | ARGENTINA | ANGOLA | SOUTH AFRICA | MOROCCO



STANDARD SOUNDPROOFING



WATER-COOLED



THREE PHASE



50 HZ



DIESEL

Himoinsa has the right to modify any feature without prior notice.

Weights and dimensions based on standard products. Illustrations may include optional equipment.

Technical data described in this catalogue correspond to the available information at the moment of printing.

The illustrations and images are indicative and may not coincide in their entirety with the product.

Industrial design under patent.



Engine Specifications | 1.500 r.p.m.

Rated Engine Output (COP)	kW	141,6
Rated Engine Output (PRP)	kW	178,1
Rated Engine Output (ESP)	kW	196,6
Manufacturer	FPT_IVECO	
Model	N67.TM7	
Engine Type	4-stroke diesel	
Injection Type	Direct	
Aspiration Type	Turbocharged and after-cooled	
Number of cylinders and arrangement	6-L	
Bore and Stroke	mm	104 x 132
Displacement	L	6,7
Cooling System	Water	
Lube Oil Specifications	ACEA E3 - E5	
Compression Ratio	17,5 : 1	

Lube oil consumption with full load	0,5 % of fuel consumption	
Total oil capacity including tubes, filters	L	17,2
Total coolant capacity	L	25,5
Heat dissipated by coolant	kW	100
Governor	Type	Mechanical
Air Filter	Type	Dry
Inner diameter exhaust pipe	mm	70,3



- Diesel engine
- 4-stroke cycle
- Water-cooled
- 12V electrical system
- Dry air filter
- Radiator with pusher fan
- Mechanical governor
- Hot parts protection
- Moving parts protection
- 24V electrical system (Optional).



Generator Specifications | MECC ALTE

Manufacturer	MECC ALTE	
Model	ECO38.2S4C	
Poles	No.	4
Connection type (standard)	Star-series	
Mounting type	S-3 11*1/2	
Insulation	H class	

Enclosure (according IEC-34-5)	IP23
Exciter system	Self-excited, brushless
Voltage regulator	A.V.R. (Electronic)
Bracket type	Single bearing
Coupling system	Flexible disc
Coating type	Standard (Vacuum impregnation)



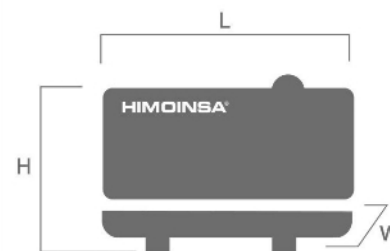
- Self-excited and self-regulated
- IP23 protection
- H class insulation

WEIGHT AND DIMENSIONS

		Standard Version	Optional version
Length (L)	mm	3550	3550
Height (H)	mm	1870	1870
Width (W)	mm	1150	1150
Maximum shipping volume	m ³	7,63	7,63
Weight with liquids in radiator and sump	Kg	1915	1890
Fuel tank capacity	L	240	-
Autonomy (70% PRP)	Hours	8	-
Autonomy (100% PRP)	Hours	6	-

Plastic tank

No deposit



SOUND PRESSURE

Sound pressure level	dB(A)@7m	71 ± 2,4
----------------------	----------	----------

APPLICATION DATA

EXHAUST SYSTEM

Maximum exhaust temperature	°C	600
Maximum allowed back pressure	kPa	5
Exhaust Flange Size (external diameter)	mm	90
Heat dissipated by exhaust pipe	KCal/Kwh	598

NECESSARY AMOUNT OF AIR

Intake air flow	m ³ /h	586
Cooling Air Flow	m ³ /s	3,8
Alternator fan air flow	m ³ /s	0,533

FUEL CONSUMPTION

Fuel Consumption ESP	l/h	46,72
Fuel Consumption 100% PRP	l/h	41,38
Fuel Consumption 70 % PRP	l/h	31,94
Fuel Consumption 50 % PRP	l/h	23,34

FUEL SYSTEM

Fuel Oil Specifications		Diesel
Fuel Tank	L	240
Other fuel tank capacities	L	0

STARTING SYSTEM

Starting power	kW	3
Starting power	CV	4,08
Recommended battery	Ah	100
Auxiliary Voltage	Vdc	12

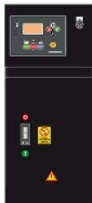


Soundproofed version

- Steel chassis
- Side auxiliary cable outlet with aluminum cover
- Modular tank and retention tray system. Allows easy removal and / or maintenance of the equipment
- Fuel tank in retention tray
- Soundproofing with foam and polyurethane film
- 4 side lifting points
- Anti-vibration shock absorbers
- Fuel tank
- Fuel level gauge
- Bodywork made from high quality steel plate
- High mechanical strength
- Epoxy polyester powder coating
- Full access for maintenance (water, oil and filters, no need to remove the canopy)
- IP Protection according to ISO 8528-13:2016
- Manual oil extraction pump (Optional).
- Noise reduction kit (Optional).
- Fuel transfer pump (Optional).

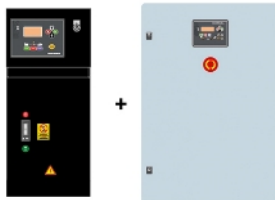


Control Panels



AS7

Automatic control panel WITHOUT Transfer Switch and WITHOUT mains control with M7X unit.
Digital control unit M7X



AS7 + CC2

Automatic control panel WITH transfer switch and WITH mains control. The display will be on the genset and on the cabinet.
Digital control unit M7X+CEC7



AS5

Automatic panel WITHOUT transfer switch and WITHOUT mains control with CEM8 unit. (*) AS5 as optional with CEAB unit. Automatic panel without transfer switch and WITH mains control.

*Non-contractual image. The product may vary depending on the configuration.

CEM8 Controller

Advanced control unit for generator sets that combines an intuitive user experience with advanced generator management, incorporating connectivity and intelligent functions that optimise operation and maintenance:

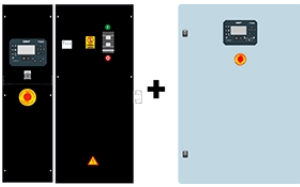
- Intuitive interface and optimised navigation, with configurable dashboard.
- Connectivity and IoT for remote monitoring and intelligent management (depending on version).
- Maximum flexibility: compact or distributed mounting and configurable I/O. Compatible with Stage V and Tier 4 Final engines.
- Safety and reliability: safe engine shutdown and protection against overload and overtemperature.
- Industrial integration: buses (CAN, Ethernet, USB, RS485) and protocols (J1939, Modbus, SNMP).

Data Sheet CEM8



Data Sheet CEAB





AS5 + CC2

Automatic panel WITH transfer switch and with mains control. The display will be on the genset and on the cabinet.

*Non-contractual image. The product may vary depending on the configuration.

CEM8 Controller

Advanced control unit for generator sets that combines an intuitive user experience with advanced generator management, incorporating connectivity and intelligent functions that optimise operation and maintenance:

- Intuitive interface and optimised navigation, with configurable dashboard.
- Connectivity and IoT for remote monitoring and intelligent management (depending on version).
- Maximum flexibility: compact or distributed mounting and configurable I/O. Compatible with Stage V and Tier 4 Final engines.
- Safety and reliability: safe engine shutdown and protection against overload and overtemperature.
- Industrial integration: buses (CAN, Ethernet, USB, RS485) and protocols (J1939, Modbus, SNMP).

Data Sheet CEM8



Data Sheet CEC8



CC2

Himoinsa Switching cabinet WITH display.

*Non-contractual image. The product may vary depending on the configuration.

Data Sheet CEC8



Electrical system

- Electric control and power panel with measurements devices and control unit (according to necessity and configuration)
- Adjustable earth leakage protection
- Battery charger (standard on gensets with automatic control panels)
- Heating resistor (standard on sets with automatic control panels)
- Battery charger alternator with ground connection
- Starter battery/ies installed (cables and bracket included)
- Ground connection electrical installation with connection ready for ground spike (not supplied)
- Battery Switch (Optional).
- Leakage detector (Optional).
- Optional Battery (Optima) (Optional).