



SERVICE		COP	PRP	ESP
POWER	kVA	200	250	275
POWER	kW	160	200	220
RATED SPEED	r.p.m.	1.500		
MAIN VOLTAGE	V	400/230		
AVAILABLE VOLTAGES	V	230/115 230 V (t) 415/240		
RATED AT POWER FACTOR	Cos Phi	0,8		



## HS | STATIONARY RANGE

HIMOINSA Company with quality certification ISO 9001

HIMOINSA gensets are compliant with EC mark which includes the following directives:

- 2006/42/CE Machinery safety.
- 2014/30/UE Electromagnetic compatibility.
- 2014/35/UE electrical equipment designed for use within certain voltage limits
- 2000/14/EC Sound Power level. Noise emissions outdoor equipment. (amended by 2005/88/EC)
- EN 12100, EN 13857, EN 60204

Ambient conditions of reference according to ISO 8528-1:2020 normative: 1000 mbar, 25°C, 30% relative humidity.

Prime Power (PRP):

According to ISO 8528-1:2020, Prime power is the maximum power which a generating set is capable of delivering continuously whilst supplying a variable electrical load when operated for an unlimited number of hours per year under the agreed operating conditions with the maintenance intervals and procedures being carried out as prescribed by the manufacturer. The permissible average power output (Ppp) over 24 h of operation shall not exceed 70 % of the PRP.

Emergency Standby Power (ESP):

According to ISO 8528-1:2020, Emergency standby power is the maximum power available during a variable electrical power sequence, under the stated operating conditions, for which a generating set is capable of delivering in the event of a utility power outage or under test conditions for up to 200 h of operation per year with the maintenance intervals and procedures being carried out as prescribed by the manufacturers. The permissible average power output over 24 h of operation shall not exceed 70 % of the ESP

Continuous Power (COP): According to Standard ISO 8528-1:2020, this is the maximum power available for continuous loads for unlimited running hours a year between the maintenance times recommended by the manufacturer under the environmental conditions established by the same.

\*Class G2\* performance according to the load impact test according to ISO 8528-5:2020

HIMOINSA HEADQUARTERS:

Fábrica: Ctra. Murcia - San Javier, Km. 23,6 | 30730 SAN JAVIER (Murcia) Spain  
Tel.+34 968 19 11 28 Fax +34 968 19 12 17 Fax +34 968 19 04 20 |  
info@himoinsa.com | www.himoinsa.com

Manufacture facilities:

SPAIN • FRANCE • INDIA • CHINA • USA • BRAZIL • ARGENTINA

Subsidiaries:

PORTUGAL | POLAND | GERMANY | UK | SINGAPORE | UAE | PANAMA |  
DOMINICAN REPUBLIC | ARGENTINA | ANGOLA | SOUTH AFRICA | MOROCCO



## STANDARD SOUNDPROOFING



WATER-COOLED



THREE PHASE



50 HZ



DIESEL

Himoinsa has the right to modify any feature without prior notice.

Weights and dimensions based on standard products. Illustrations may include optional equipment.

Technical data described in this catalogue correspond to the available information at the moment of printing.

The illustrations and images are indicative and may not coincide in their entirety with the product.

Industrial design under patent.



## Engine Specifications | 1.500 r.p.m.

Rated Engine Output (PRP)	kW	216,1
Rated Engine Output (ESP)	kW	238,3
Manufacturer	FPT_IVECO	
Model	N67.TE8P	
Engine Type	4-stroke diesel	
Injection Type	Direct, common rail	
Aspiration Type	Turbocharged and after-cooled	
Number of cylinders and arrangement	6-L	
Bore and Stroke	mm	104 x 132
Displacement	L	6,7
Cooling System	Liquid (water + 50% glycol)	
Lube Oil Specifications	10W-40 (API CJ-4, CK-4)	
Compression Ratio	17:1	

Lube oil consumption with full load	0,3 % of fuel consumption	
Total oil capacity including tubes, filters	L	17
Total coolant capacity	L	27,6
Governor	Type	Electrical
Air Filter	Type	Dry



- Diesel engine
- 4-stroke cycle
- Water-cooled
- 24V electrical system
- Dry air filter
- Radiator with pusher fan
- Electronic governor
- Hot parts protection
- Moving parts protection
- Water separator filter with sensor (Optional).
- Water separator filter (no visible level) (Optional).



## Generator Specifications | HIMOINSA

Manufacturer	HIMOINSA	
Model	HA34K	
Poles	No.	4
Connection type (standard)	Star-series	
Mounting type	S-3 11"1/2	
Insulation	H class	

Enclosure (according IEC-34-5)	IP23
Exciter system	Self-excited, brushless
Voltage regulator	A.V.R. (Electronic)
Bracket type	Single bearing
Coupling system	Flexible disc
Coating type	Standard (Vacuum impregnation)



- Self-excited and self-regulated
- 4 poles
- AVR governor
- IP23 protection
- H class insulation
- Single drive-shaft
- Flexible disc coupling

## WEIGHT AND DIMENSIONS

		Standard Version	Optional version
Length (L)	mm	4200	4200
Height (H)	mm	2210	2210
Width (W)	mm	1360	1360
Maximum shipping volume	m <sup>3</sup>	12,62	12,62
Weight with liquids in radiator and sump	Kg	2550	2420
Fuel tank capacity	L	400	-
Autonomy (70% PRP)	Hours	11	-
Autonomy (100% PRP)	Hours	8	-

Plastic tank

No deposit



## SOUND PRESSURE

Sound pressure level	dB(A)@7m	68 ± 2,4
----------------------	----------	----------

## APPLICATION DATA

### EXHAUST SYSTEM

Maximum allowed back pressure	kPa	20
Exhaust Flange Size (external diameter)	mm	160
Heat dissipated by exhaust pipe	KCal/Kwh	560

### NECESSARY AMOUNT OF AIR

Intake air flow	m <sup>3</sup> /h	775,6
Cooling Air Flow	m <sup>3</sup> /s	3,97
Alternator fan air flow	m <sup>3</sup> /s	0,514

### FUEL CONSUMPTION

Fuel Consumption ESP	l/h	59,7
Fuel Consumption 100% PRP	l/h	52,4
Fuel Consumption 70 % PRP	l/h	36,1
Fuel Consumption 50 % PRP	l/h	25,7

### FUEL SYSTEM

Fuel Oil Specifications		Diesel
Fuel Tank	L	400
Other fuel tank capacities	L	0

### STARTING SYSTEM

Recommended battery	Ah	50 x 2
Auxiliary Voltage	Vdc	24




## Soundproofed version

- Steel chassis
- Galvanized slide carriage and brackets for transportation with forklift
- Lower power cable outlet with aluminum cover
- Side auxiliary cable outlet with aluminum cover
- Fuel tank in retention tray
- Soundproofing with foam and polyurethane film
- 4 side lifting points
- Anti-vibration shock absorbers
- Fuel tank
- Fuel level gauge
- External emergency stop switch
- Bodywork made from high quality steel plate
- High mechanical strength
- Epoxy polyester powder coating
- Full access for maintenance (water, oil and filters, no need to remove the canopy)
- Oil sump extraction kit
- Emergency stop button (double emergency stop protection: Interior on the panel + Exterior on the bodywork)
- Door with window to visualize control panel, alarms and measurements
- Pressure locks
- IP Protection according to ISO 8528-13:2016
- 3 way valve for external fuel supply (available in 1/2" and 3/8" fittings) (Optional).
- Manual oil extraction pump (Optional).
- Fuel transfer pump (Optional).

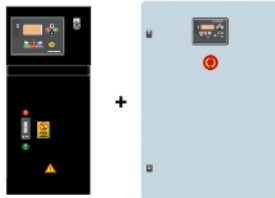


## Control Panels



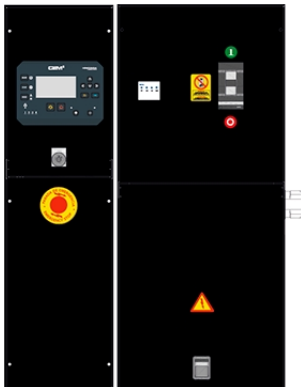
### AS7

Automatic control panel WITHOUT Transfer Switch and WITHOUT mains control with M7X unit.  
Digital control unit M7X



### AS7 + CC2

Automatic control panel WITH transfer switch and WITH mains control. The display will be on the genset and on the cabinet.  
Digital control unit M7X+CEC7



### AS5

Automatic panel WITHOUT transfer switch and WITHOUT mains control with CEM8 unit. (\*) AS5 as optional with CEAB unit. Automatic panel without transfer switch and WITH mains control.

\*Non-contractual image. The product may vary depending on the configuration.

### CEM8 Controller

Advanced control unit for generator sets that combines an intuitive user experience with advanced generator management, incorporating connectivity and intelligent functions that optimise operation and maintenance:

- Intuitive interface and optimised navigation, with configurable dashboard.
- Connectivity and IoT for remote monitoring and intelligent management (depending on version).
- Maximum flexibility: compact or distributed mounting and configurable I/O. Compatible with Stage V and Tier 4 Final engines.
- Safety and reliability: safe engine shutdown and protection against overload and overtemperature.
- Industrial integration: buses (CAN, Ethernet, USB, RS485) and protocols (J1939, Modbus, SNMP).

### Data Sheet CEM8



### Data Sheet CEAB





## AS5 + CC2

Automatic panel WITH transfer switch and with mains control. The display will be on the genset and on the cabinet.

\*Non-contractual image. The product may vary depending on the configuration.

## CEM8 Controller

Advanced control unit for generator sets that combines an intuitive user experience with advanced generator management, incorporating connectivity and intelligent functions that optimise operation and maintenance:

- Intuitive interface and optimised navigation, with configurable dashboard.
- Connectivity and IoT for remote monitoring and intelligent management (depending on version).
- Maximum flexibility: compact or distributed mounting and configurable I/O. Compatible with Stage V and Tier 4 Final engines.
- Safety and reliability: safe engine shutdown and protection against overload and overtemperature.
- Industrial integration: buses (CAN, Ethernet, USB, RS485) and protocols (J1939, Modbus, SNMP).

## Data Sheet CEM8



## Data Sheet CEC8



## CC2

Himinsa Switching cabinet WITH display.

\*Non-contractual image. The product may vary depending on the configuration.

## Data Sheet CEC8



## Electrical system

- Electric control and power panel with measurements devices and control unit (according to necessity and configuration)
- Battery Switch
- Adjustable earth leakage protection (time & sensitivity) standard in M5 and AS5, with thermal magnetic protection
- Battery charger (standard on gensets with automatic control panels)
- Heating resistor (standard on sets with automatic control panels)
- Battery charger alternator with ground connection
- Starter battery/ies installed (cables and bracket included)
- Ground connection electrical installation with connection ready for ground spike (not supplied)
- Optional Battery (Optima) (Optional).