



SERVICE		PRP / DCP	ESP
POWER	kVA	1747	1914
POWER	kW	1398	1531
RATED SPEED	r.p.m.	1.500	
MAIN VOLTAGE	V	400/230	
AVAILABLE VOLTAGES	V	380/220 415/240	
RATED AT POWER FACTOR	Cos Phi	0,8	



INDUSTRIAL RANGE

HIMOINSA Company with quality certification ISO 9001

HIMOINSA gensets are compliant with EC mark which includes the following directives:

- 2006/42/CE Machinery safety.
- 2014/30/UE Electromagnetic compatibility.
- 2014/35/UE electrical equipment designed for use within certain voltage limits
- 2000/14/EC Sound Power level. Noise emissions outdoor equipment. (amended by 2005/88/EC)
- EN 12100, EN 13857, EN 60204

Ambient conditions of reference according to ISO 8528-1:2020 normative: 1000 mbar, 25°C, 30% relative humidity.

Prime Power (PRP):

According to ISO 8528-1:2020, Prime power is the maximum power which a generating set is capable of delivering continuously whilst supplying a variable electrical load when operated for an unlimited number of hours per year under the agreed operating conditions with the maintenance intervals and procedures being carried out as prescribed by the manufacturer. The permissible average power output (Ppp) over 24 h of operation shall not exceed 70 % of the PRP.

Emergency Standby Power (ESP):

According to ISO 8528-1:2020, Emergency standby power is the maximum power available during a variable electrical power sequence, under the stated operating conditions, for which a generating set is capable of delivering in the event of a utility power outage or under test conditions for up to 200 h of operation per year with the maintenance intervals and procedures being carried out as prescribed by the manufacturers. The permissible average power output over 24 h of operation shall not exceed 70 % of the ESP

Continuous Power (COP): According to Standard ISO 8528-1:2020, this is the maximum power available for continuous loads for unlimited running hours a year between the maintenance times recommended by the manufacturer under the environmental conditions established by the same.

Data Center Power (DCP): The manufacturer declares an acceptable average daily and annual load factor of 100%. Overload margin: +10%. Operating hours per year: Unlimited (For data center applications located in countries with a stable network). Uptime Institute Compliant: Tier III & IV. "Class G2" performance according to the load impact test according to ISO 8528-5:2020

HIMOINSA HEADQUARTERS:

Fábrica: Ctra. Murcia - San Javier, Km. 23,6 | 30730 SAN JAVIER (Murcia) Spain
Tel.+34 968 19 11 28 Fax +34 968 19 12 17 Fax +34 968 19 04 20 |
info@himoinsa.com | www.himoinsa.com

Manufacture facilities:

SPAIN • FRANCE • INDIA • CHINA • USA • BRAZIL • ARGENTINA

Subsidiaries:

PORTUGAL | POLAND | GERMANY | UK | SINGAPORE | UAE | PANAMA |
DOMINICAN REPUBLIC | ARGENTINA | ANGOLA | SOUTH AFRICA | MOROCCO



CONTAINER



40FT-HC



WATER-COOLED



THREE PHASE



50 HZ



DIESEL

Himoinsa has the right to modify any feature without prior notice.

Weights and dimensions based on standard products. Illustrations may include optional equipment.

Technical data described in this catalogue correspond to the available information at the moment of printing.

The illustrations and images are indicative and may not coincide in their entirety with the product.


Industrial design under patent.



Engine Specifications | 1.500 r.p.m.

Rated Engine Output (PRP) / DCP	kW	1450
Rated Engine Output (ESP)	kW	1590
Manufacturer	MITSUBISHI	
Model	S16R PTA	
Engine Type	4-stroke diesel	
Injection Type	Direct	
Aspiration Type	Turbocharged and after-cooled	
Number of cylinders and arrangement	16-V	
Bore and Stroke	mm	170 x 180
Displacement	L	65,37
Cooling System	Water	
Lube Oil Specifications	API CD or CF SAE 30 or SAE 40	
Compression Ratio	14,0:1	

Lube oil consumption with full load	g/kWh	0,8
Total oil capacity including tubes, filters	L	230
Total coolant capacity	L	368
Governor	Type	Electrical
Air Filter	Type	Dry
Inner diameter exhaust pipe	mm	340


- 
- Oil temperature sensor
 - Low coolant level sensor
 - Exhaust gas compensator
 - Diesel engine
 - 4-stroke cycle
 - Water-cooled
 - 24V electrical system
 - Standard air filter
 - Standard fuel filter
 - Standard oil filter
 - Radiator with pusher fan
 - HTW sender
 - LOP sender
 - Electronic governor
 - Hot parts protection
 - Moving parts protection



Generator Specifications | MECC ALTE


Manufacturer	MECC ALTE	
Model	ECO46.2S4A	
Poles	No.	4
Connection type (standard)	Star - Parallel	
Mounting type	S-00 21"	
Insulation	H class	

Enclosure (according IEC-34-5)	IP23
Exciter system	Self-excited, brushless
Voltage regulator	A.V.R. (Electronic)
Bracket type	Single bearing
Coupling system	Flexible disc
Coating type	Standard (Vacuum impregnation)

- 
- Self-excited and self-regulated
 - 4 poles
 - AVR governor
 - IP23 protection
 - H class insulation

WEIGHT AND DIMENSIONS

Standard Version		
Length (L)	mm	12192
Height (H)	mm	2896
Width (W)	mm	2438
Maximum shipping volume	m ³	86,08
Weight with liquids in radiator and sump	Kg	22160
Weight with liquids in sump	Kg	21660
Fuel tank capacity	L	2000
Autonomy (70% PRP)	Hours	8
Autonomy (100% PRP)	Hours	6



SOUND PRESSURE

Sound pressure level	dB(A)@7m	84 ± 2,4
----------------------	----------	----------

APPLICATION DATA

EXHAUST SYSTEM

Maximum exhaust temperature	°C	530
Exhaust Gas Flow	m ³ /min	339
Maximum allowed back pressure	mm H ₂ O	600
Heat dissipated by exhaust pipe	KCal/Kwh	567,73

NECESSARY AMOUNT OF AIR

Intake air flow	m ³ /h	7680
Cooling Air Flow	m ³ /s	32,5
Alternator fan air flow	m ³ /s	2,25

FUEL CONSUMPTION

Fuel Consumption ESP	l/h	374,65
Fuel Consumption 100% PRP	l/h	341,66
Fuel Consumption 70 % PRP	l/h	244,43
Fuel Consumption 50 % PRP	l/h	183,44

FUEL SYSTEM

Fuel Oil Specifications	Diesel	
Maximum power suction pump	mm Hg	75
Maximum return feed pump	mm Hg	150
Fuel Tank	L	2.000

STARTING SYSTEM

Starting power	kW	7,5 x 2
Starting power	CV	10,2 x 2
Recommended battery	Ah	400
Auxiliary Voltage	Vdc	24
Starter current peak	A	1250
Nominal starter current	A	400



Container version

- Soundproofing provided by high-density volcanic rock wool
- High mechanical resistance
- Low level of noise emissions
- Door with window to visualize control panel, alarms and measurements
- Reinforced lifting points for crane hoisting and lower ones for transportation by forklift
- Residential steel silencer with -35dB attenuation and tilting cap in the exhaust
- Fuel tank integrated in the chassis
- Anti-vibration shock absorbers
- Steel chassis
- Manual oil extraction pump
- Robust construction designed for continuous or emergency applications
- Stainless steel fittings
- Emergency stops
- Easy access to the power connection
- Reinforced chassis for heavy range
- Easy access for chassis cleaning
- Silent-block with anti-corrosion protection between the genset and the chassis
- Easy access to fill radiator through the roof



Control Panels

M5

Control panel with CEM8 Auto-Start controller, thermal-magnetic and earth leakage relay (according to voltage and frequency).
Digital control unit CEM 8

AS5

Automatic panel WITHOUT transfer switch and WITHOUT mains control with CEM8 unit. (*) AS5 as optional with CEAB unit. Automatic panel without transfer switch and WITH mains control.
Digital control unit CEM8 CEAB

AS5 + CC2

Automatic panel WITH transfer switch and with mains control. The display will be on the genset and on the cabinet.
Digital control unit CEM8+CEC8

CC2

Himoinsa Switching cabinet WITH display.
Digital control unit CEC8



Electrical System Container

- Control panel and emergency stop button
- Power panel
- Battery charger (standard on automatic control panels)
- Water Jacket Heater with single phase pump
- Battery charge alternator with ground connection
- Starter battery/ies installed (cables and bracket included)
- Ground connection electrical installation with connection ready for ground spike (not supplied)
- Power panel with safety protection in output terminals box (open thermal magnetic protection and alarm)
- Maintenance-free and anti-explosion battery
- Battery isolator