



SERVICE		PRP / DCP	ESP
POWER	kVA	788	860
POWER	kW	631	688
RATED SPEED	r.p.m.	1.500	
MAIN VOLTAGE	V	400/230	
AVAILABLE VOLTAGES	V	380/220 415/240	
RATED AT POWER FACTOR	Cos Phi	0,8	



INDUSTRIAL RANGE

HIMOINSA Company with quality certification ISO 9001

HIMOINSA gensets are compliant with EC mark which includes the following directives:

- 2006/42/CE Machinery safety.
- 2014/30/UE Electromagnetic compatibility.
- 2014/35/UE electrical equipment designed for use within certain voltage limits
- 2000/14/EC Sound Power level. Noise emissions outdoor equipment. (amended by 2005/88/EC)
- EN 12100, EN 13857, EN 60204

Ambient conditions of reference according to ISO 8528-1:2020 normative: 1000 mbar, 25°C, 30% relative humidity.

Prime Power (PRP):

According to ISO 8528-1:2020, Prime power is the maximum power which a generating set is capable of delivering continuously whilst supplying a variable electrical load when operated for an unlimited number of hours per year under the agreed operating conditions with the maintenance intervals and procedures being carried out as prescribed by the manufacturer. The permissible average power output (Ppp) over 24 h of operation shall not exceed 70 % of the PRP.

Emergency Standby Power (ESP):

According to ISO 8528-1:2020, Emergency standby power is the maximum power available during a variable electrical power sequence, under the stated operating conditions, for which a generating set is capable of delivering in the event of a utility power outage or under test conditions for up to 200 h of operation per year with the maintenance intervals and procedures being carried out as prescribed by the manufacturers. The permissible average power output over 24 h of operation shall not exceed 70 % of the ESP

Continuous Power (COP): According to Standard ISO 8528-1:2020, this is the maximum power available for continuous loads for unlimited running hours a year between the maintenance times recommended by the manufacturer under the environmental conditions established by the same.

Data Center Power (DCP): The manufacturer declares an acceptable average daily and annual load factor of 100%. Overload margin: +10%. Operating hours per year: Unlimited (For data center applications located in countries with a stable network). Uptime Institute Compliant: Tier III & IV. "Class G2" performance according to the load impact test according to ISO 8528-5:2020

HIMOINSA HEADQUARTERS:

Fábrica: Ctra. Murcia - San Javier, Km. 23,6 | 30730 SAN JAVIER (Murcia) Spain
Tel. +34 968 19 11 28 Fax +34 968 19 12 17 Fax +34 968 19 04 20 |
info@himoinsa.com | www.himoinsa.com

Manufacture facilities:

SPAIN • FRANCE • INDIA • CHINA • USA • BRAZIL • ARGENTINA

Subsidiaries:

PORTUGAL | POLAND | GERMANY | UK | SINGAPORE | UAE | PANAMA |
DOMINICAN REPUBLIC | ARGENTINA | ANGOLA | SOUTH AFRICA | MOROCCO



STANDARD SOUNDPROOFING



L



WATER-COOLED



THREE PHASE



50 HZ



DIESEL

Himoinsa has the right to modify any feature without prior notice.

Weights and dimensions based on standard products. Illustrations may include optional equipment.

Technical data described in this catalogue correspond to the available information at the moment of printing.

The illustrations and images are indicative and may not coincide in their entirety with the product.

Industrial design under patent.






Engine Specifications | 1.500 r.p.m.

Rated Engine Output (PRP) / DCP	kW	668
Rated Engine Output (ESP)	kW	738
Manufacturer	MITSUBISHI	
Model	S6R2 A2PTAW2-5	
Engine Type	4-stroke diesel	
Injection Type	Direct	
Aspiration Type	Turbocharged and after-cooled	
Number of cylinders and arrangement	6-L	
Bore and Stroke	mm	170 x 220
Displacement	L	29,96
Cooling System	Water	
Lube Oil Specifications	API CF, SAE 15W40	
Compression Ratio	14,0:1	

Total oil capacity including tubes, filters	L	100
Total coolant capacity	L	261
Heat dissipated by coolant	kW	286
Governor	Type	Electrical
Air Filter	Type	Dry


- 
- Oil temperature sensor
 - Low coolant level sensor
 - Exhaust gas compensator
 - Diesel engine
 - 4-stroke cycle
 - Water-cooled
 - 24V electrical system
 - Standard air filter
 - Standard fuel filter
 - Standard oil filter
 - Radiator with pusher fan
 - HTW sender
 - LOP sender
 - Electronic governor
 - Hot parts protection
 - Moving parts protection



Generator Specifications | STAMFORD

Manufacturer	STAMFORD	
Model	S6L1D.C4	
Poles	No.	4
Connection type (standard)	Star-series	
Mounting type	S-0 18"	
Insulation	H class	

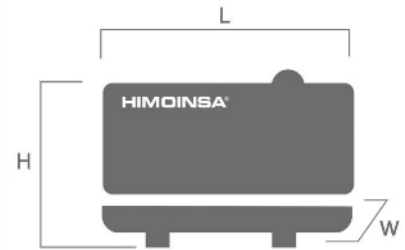
Enclosure (according IEC-34-5)	IP23	
Voltage regulator	A.V.R. (Electronic)	
Bracket type	Single bearing	
Coupling system	Flexible disc	
Coating type	Standard (Vacuum impregnation)	

- 
- Self-excited and self-regulated
 - 4 poles
 - AVR governor
 - IP23 protection
 - H class insulation

WEIGHT AND DIMENSIONS

Standard Version		
Length (L)	mm	5960
Height (H)	mm	2856
Width (W)	mm	2622
Maximum shipping volume	m ³	44,63
Weight with liquids in radiator and sump	Kg	9512
Fuel tank capacity	L	1000
Autonomy (70% PRP)	Hours	8
Autonomy (100% PRP)	Hours	6

Steel tank



SOUND PRESSURE

Sound pressure level	dB(A)@7m	82 ± 2,4
----------------------	----------	----------

APPLICATION DATA

EXHAUST SYSTEM

Maximum exhaust temperature	°C	475
Exhaust Gas Flow	m ³ /min	191
Maximum allowed back pressure	mm H ₂ O	600
Exhaust Flange Size (external diameter)	mm	200
Heat dissipated by exhaust pipe	kW	764,1

NECESSARY AMOUNT OF AIR

Intake air flow	m ³ /h	4320
Cooling Air Flow	m ³ /s	16,5

FUEL CONSUMPTION

Fuel Consumption ESP	l/h	199,3
Fuel Consumption 100% PRP	l/h	177,9
Fuel Consumption 70 % PRP	l/h	122,6
Fuel Consumption 50 % PRP	l/h	89

FUEL SYSTEM

Fuel Oil Specifications	Diesel	
Maximum power suction pump	mm Hg	75
Maximum return feed pump	mm Hg	150
Fuel Tank	L	1.000

STARTING SYSTEM

Starting power	kW	7,5
Starting power	CV	10,2
Recommended battery	Ah	200
Auxiliary Voltage	Vdc	24



Soundproofed version

- Steel chassis
- Anti-vibration shock absorbers
- Chassis with integrated fuel tank
- Fuel level gauge
- External emergency stop switch
- Bodywork made from high quality steel plate
- High mechanical strength
- Low noise emissions level
- Soundproofing provided by high-density volcanic rock wool
- Epoxy polyester powder coating
- Full access for maintenance (water, oil and filters, no need to remove the canopy)
- Reinforced lifting hooks for crane hoisting
- Chassis drain plug
- Steel residential silencer -35db(A) attenuation.
- Oil sump extraction kit



Control Panels

M5

Control panel with CEM8 Auto-Start controller, thermal-magnetic and earth leakage relay (according to voltage and frequency).
Digital control unit CEM 8

AS5

Automatic panel WITHOUT transfer switch and WITHOUT mains control with CEM8 unit. (*) AS5 as optional with CEA8 unit. Automatic panel without transfer switch and WITH mains control.
Digital control unit CEM8 CEA8

AS5 + CC2

Automatic panel WITH transfer switch and with mains control. The display will be on the genset and on the cabinet.
Digital control unit CEM8+CEC8

CC2

Himoinsa Switching cabinet WITH display.
Digital control unit CEC8



Electrical system

- Electric control and power panel with measurements devices and control unit (according to necessity and configuration)
- Connection panel wired to the safety protection (open thermal magnetic protection and alarm)
- Maintenance-free and anti-explosion battery
- Battery Switch
- Battery charger (standard on gensets with automatic control panels)
- Water Jacket Heater with single phase pump
- Battery charger alternator with ground connection
- Starter battery/ies installed (cables and bracket included)
- Ground connection electrical installation with connection ready for ground spike (not supplied)