

SERVICE		PRP / DCP	ESP
POWER	kVA	881	969
POWER	kW	705	776
RATED SPEED	r.p.m.	1.500	
MAIN VOLTAGE	V	400/230	
AVAILABLE VOLTAGES	V	380/220 415/240	
RATED AT POWER FACTOR	Cos Phi	0,8	



## INDUSTRIAL RANGE

HIMOINSA Company with quality certification ISO 9001

HIMOINSA gensets are compliant with EC mark which includes the following directives:

- 2006/42/CE Machinery safety.
- 2014/30/UE Electromagnetic compatibility.
- 2014/35/UE electrical equipment designed for use within certain voltage limits
- 2000/14/EC Sound Power level. Noise emissions outdoor equipment. (amended by 2005/88/EC)
- EN 12100, EN 13857, EN 60204

Ambient conditions of reference according to ISO 8528-1:2020 normative: 1000 mbar, 25°C, 30% relative humidity.

Prime Power (PRP):

According to ISO 8528-1:2020, Prime power is the maximum power which a generating set is capable of delivering continuously whilst supplying a variable electrical load when operated for an unlimited number of hours per year under the agreed operating conditions with the maintenance intervals and procedures being carried out as prescribed by the manufacturer. The permissible average power output (Ppp) over 24 h of operation shall not exceed 70 % of the PRP.

Emergency Standby Power (ESP):

According to ISO 8528-1:2020, Emergency standby power is the maximum power available during a variable electrical power sequence, under the stated operating conditions, for which a generating set is capable of delivering in the event of a utility power outage or under test conditions for up to 200 h of operation per year with the maintenance intervals and procedures being carried out as prescribed by the manufacturers. The permissible average power output over 24 h of operation shall not exceed 70 % of the ESP

Continuous Power (COP): According to Standard ISO 8528-1:2020, this is the maximum power available for continuous loads for unlimited running hours a year between the maintenance times recommended by the manufacturer under the environmental conditions established by the same.

Data Center Power (DCP): The manufacturer declares an acceptable average daily and annual load factor of 100%. Overload margin: +10%. Operating hours per year: Unlimited (For data center applications located in countries with a stable network). Uptime Institute Compliant: Tier III & IV. "Class G2" performance according to the load impact test according to ISO 8528-5:2020

HIMOINSA HEADQUARTERS:

Fábrica: Ctra. Murcia - San Javier, Km. 23,6 | 30730 SAN JAVIER (Murcia) Spain  
Tel.+34 968 19 11 28 Fax +34 968 19 12 17 Fax +34 968 19 04 20 |  
info@himoinsa.com | www.himoinsa.com

Manufacture facilities:

SPAIN • FRANCE • INDIA • CHINA • USA • BRAZIL • ARGENTINA

Subsidiaries:

PORTUGAL | POLAND | GERMANY | UK | SINGAPORE | UAE | PANAMA |  
DOMINICAN REPUBLIC | ARGENTINA | ANGOLA | SOUTH AFRICA | MOROCCO



## OPEN SKID



K31



WATER-COOLED



THREE PHASE



50 HZ



DIESEL

Himoinsa has the right to modify any feature without prior notice.

Weights and dimensions based on standard products. Illustrations may include optional equipment.

Technical data described in this catalogue correspond to the available information at the moment of printing.

The illustrations and images are indicative and may not coincide in their entirety with the product.

Industrial design under patent.






## Engine Specifications | 1.500 r.p.m.

Rated Engine Output (PRP) / DCP	kW	742
Rated Engine Output (ESP)	kW	818
Manufacturer	MITSUBISHI	
Model	S12A2 PTA2	
Engine Type	4-stroke diesel	
Injection Type	Direct	
Aspiration Type	Turbocharged and after-cooled	
Number of cylinders and arrangement	12-V	
Bore and Stroke	mm	150 x 160
Displacement	L	33,93
Cooling System	Water	
Lube Oil Specifications	API CD or CF SAE 30 or SAE 40	
Compression Ratio	15,3:1	

Lube oil consumption with full load	g/kWh	0,8
Total oil capacity including tubes, filters	L	120
Total coolant capacity	L	215
Governor	Type	Electrical
Air Filter	Type	Dry
Inner diameter exhaust pipe	mm	212


- 
- Oil temperature sensor
  - Low coolant level sensor
  - Exhaust gas compensator
  - Diesel engine
  - 4-stroke cycle
  - Water-cooled
  - 24V electrical system
  - Standard air filter
  - Standard fuel filter
  - Standard oil filter
  - Radiator with pusher fan
  - HTW sender
  - LOP sender
  - Electronic governor
  - Hot parts protection
  - Moving parts protection



## Generator Specifications | STAMFORD

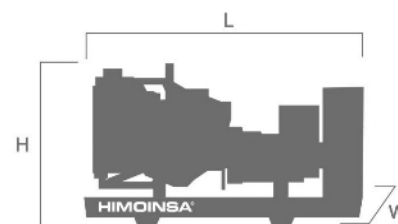
Manufacturer	STAMFORD	
Model	S6L1D.D4	
Poles	No.	4
Connection type (standard)	Star-series	
Mounting type	S-00 18"	
Insulation	H class	

Enclosure (according IEC-34-5)	IP23
Voltage regulator	A.V.R. (Electronic)
Bracket type	Single bearing
Coupling system	Flexible disc
Coating type	Standard (Vacuum impregnation)

- 
- Self-excited and self-regulated
  - 4 poles
  - AVR governor
  - IP23 protection
  - H class insulation

## WEIGHT AND DIMENSIONS

Standard Version		
Length (L)	mm	4270
Height (H)	mm	2150
Width (W)	mm	2022
Maximum shipping volume	m <sup>3</sup>	18,56
Weight with liquids in radiator and sump	Kg	7500
Weight with liquids in sump	Kg	7166
Fuel tank capacity	L	350
Autonomy (70% PRP)	Hours	3
Autonomy (100% PRP)	Hours	2



## APPLICATION DATA

### EXHAUST SYSTEM

Maximum exhaust temperature	°C	520
Exhaust Gas Flow	m <sup>3</sup> /min	194
Maximum allowed back pressure	mm H <sub>2</sub> O	600
Heat dissipated by exhaust pipe	KCal/Kwh	719,13

### NECESSARY AMOUNT OF AIR

Intake air flow	m <sup>3</sup> /h	4380
Cooling Air Flow	m <sup>3</sup> /s	19
Alternator fan air flow	m <sup>3</sup> /s	1,42

### FUEL CONSUMPTION

Fuel Consumption ESP	l/h	220
Fuel Consumption 100% PRP	l/h	195
Fuel Consumption 70 % PRP	l/h	137,4

### FUEL SYSTEM

Fuel Oil Specifications	Diesel	
Maximum power suction pump	mm Hg	75
Maximum return feed pump	mm Hg	150
Fuel Tank	L	350

### STARTING SYSTEM

Starting power	kW	7,5 x 2
Starting power	CV	10,2 x 2
Recommended battery	Ah	300
Auxiliary Voltage	Vdc	24
Starter current peak	A	720
Nominal starter current	A	380



## Open set version

- Steel chassis
- Emergency stop button
- Oil sump extraction kit
- Anti-vibration shock absorbers
- Chassis with integrated fuel tank
- Fuel level gauge
- Fuel tank drain plug



## Control Panels

### M5

Control panel with CEM8 Auto-Start controller, thermal-magnetic and earth leakage relay (according to voltage and frequency).  
Digital control unit CEM 8

### AS5

Automatic panel WITHOUT transfer switch and WITHOUT mains control with CEM8 unit. (\*) AS5 as optional with CEA8 unit. Automatic panel without transfer switch and WITH mains control.  
Digital control unit CEM8 CEA8

---

### AS5 + CC2

Automatic panel WITH transfer switch and with mains control. The display will be on the genset and on the cabinet.  
Digital control unit CEM8+CEC8

### CC2

Himoinsa Switching cabinet WITH display.  
Digital control unit CEC8



## Electrical system

- Electric control and power panel with measurements devices and control unit (according to necessity and configuration)
- Connection panel wired to the safety protection (open thermal magnetic protection and alarm)
- Maintenance-free and anti-explosion battery
- Battery Switch
- Battery charger (standard on gensets with automatic control panels)
- Water Jacket Heater with single phase pump
- Battery charger alternator with ground connection
- Starter battery/ies installed (cables and bracket included)
- Ground connection electrical installation with connection ready for ground spike (not supplied)